



Scott County, TN



**EAST
TENNESSEE**
Moving Mountains.

Tennessee

Contents

Report Parameters	1
Economy Overview	2
Unemployment by Demographics	4
Historic & Projected Trends	8
Population Characteristics	12
Inbound and Outbound Migration	14
Industry Characteristics	16
Business Characteristics	21
Workforce Characteristics	23
Educational Pipeline	28
In-Demand Skills	29

Report Parameters

1 County

47151 Scott County, TN

Class of Worker

QCEW Employees, Non-QCEW Employees, and Self-Employed

The information in this report pertains to the chosen geographical area.

Economy Overview

22,661

Population (2025)

Population **grew by 785** over the last 5 years and is projected to **grow by 456** over the next 5 years.

6,773

Total Regional Employment

Jobs **grew by 482** over the last 5 years and are projected to **grow by 434** over the next 5 years.

\$42.7K

Median Household Income (2023)

Median household income is **\$35.9K below** the national median household income of \$78.5K.

Takeaways

- As of 2025 the region's population **increased by 3.6%** since 2020, growing by 785. Population is expected to **increase by 2.0%** between 2025 and 2030, adding 456.
- From 2020 to 2025, jobs **increased by 7.7%** in Scott County, TN from 6,291 to **6,773**. This change **fell short of the national growth rate of 10.6% by 2.9%**. As the number of jobs increased, the **labor force participation rate decreased from 52.6% to 50.7% between 2020 and 2025**.
- Concerning educational attainment, **6.3% of Scott County, TN residents possess a Bachelor's Degree** (15.5% below the national average), and **6.6% hold an Associate's Degree** (2.3% below the national average).
- The top three industries in 2025 are Education and Hospitals (Local Government), Motor Vehicle Parts Manufacturing, and Restaurants and Other Eating Places.

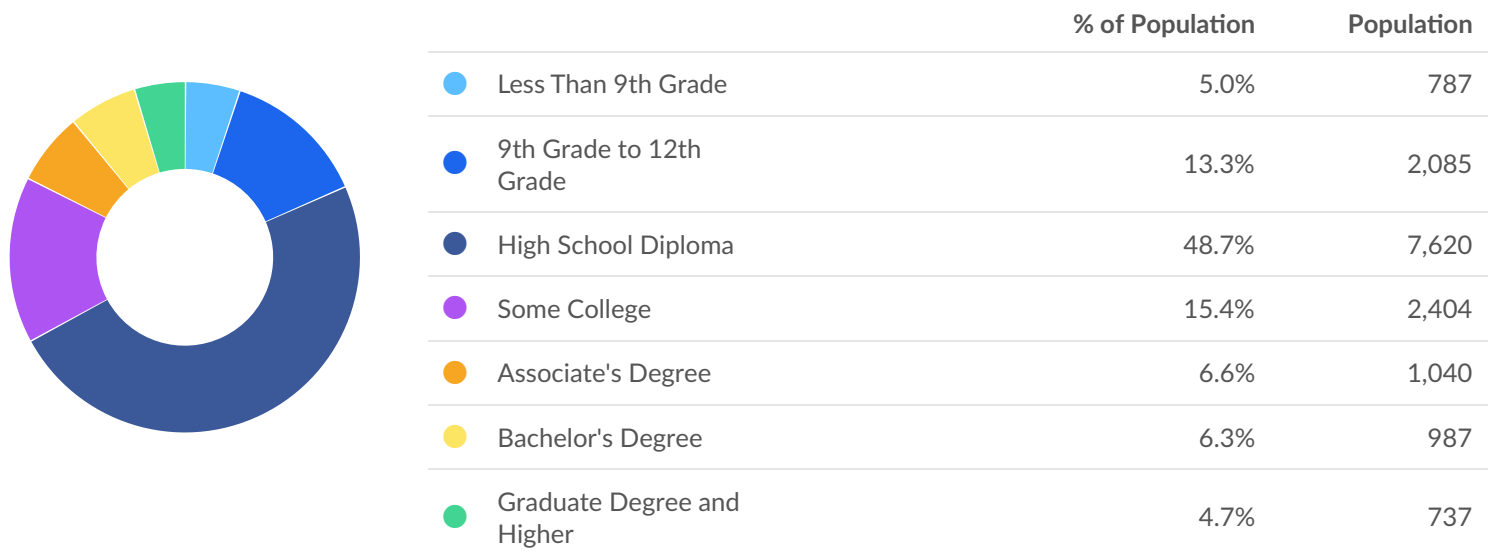
	Population (2025)	Labor Force (Dec 2025)	Jobs (2025)	Cost of Living	GRP	Imports	Exports
Region	22,661	9,067	6,773	88.3	\$768.83M	\$1.43B	\$1.08B
State	7,305,276	3,527,847	3,708,203	92.3	\$578.34B	\$461.40B	\$588.24B

Dec 2025 Labor Force Breakdown



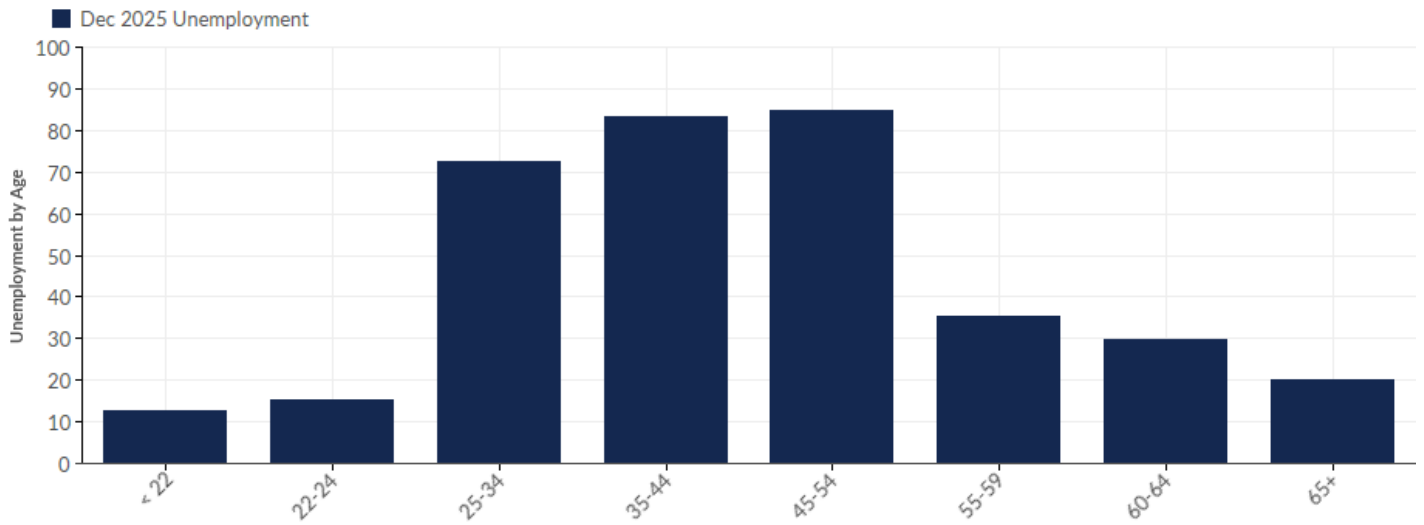
Educational Attainment

Concerning educational attainment, **6.3% of Scott County, TN residents possess a Bachelor's Degree** (15.5% below the national average), and **6.6% hold an Associate's Degree** (2.3% below the national average).



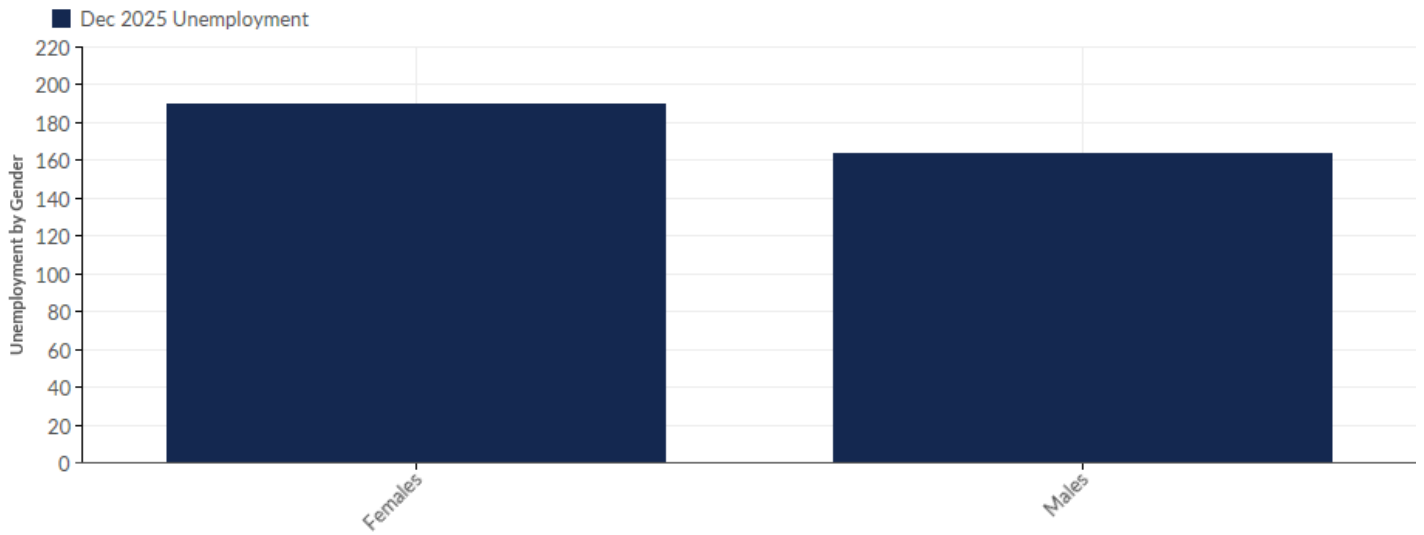
Unemployment by Demographics

Unemployment by Age



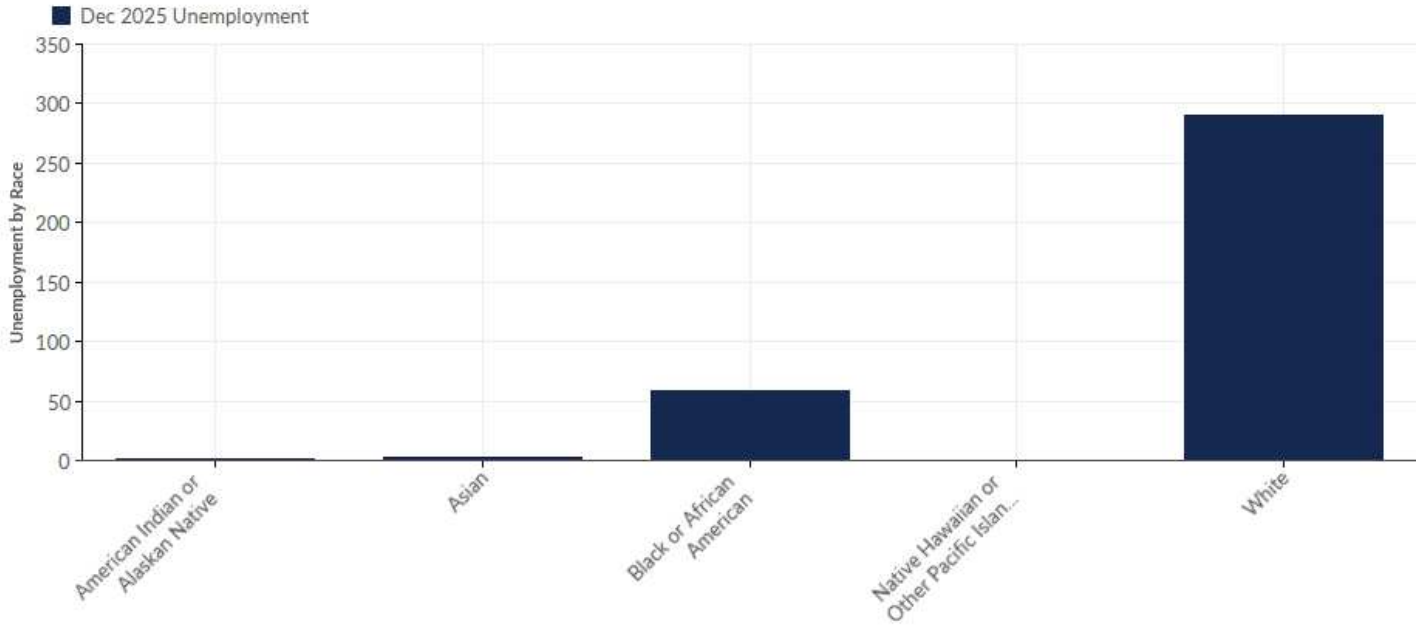
Age	Unemployment (Dec 2025)	% of Unemployed
< 22	13	3.68%
22-24	15	4.25%
25-34	72	20.40%
35-44	83	23.51%
45-54	85	24.08%
55-59	35	9.92%
60-64	30	8.50%
65+	20	5.67%
Total	353	100.00%

Unemployment by Gender



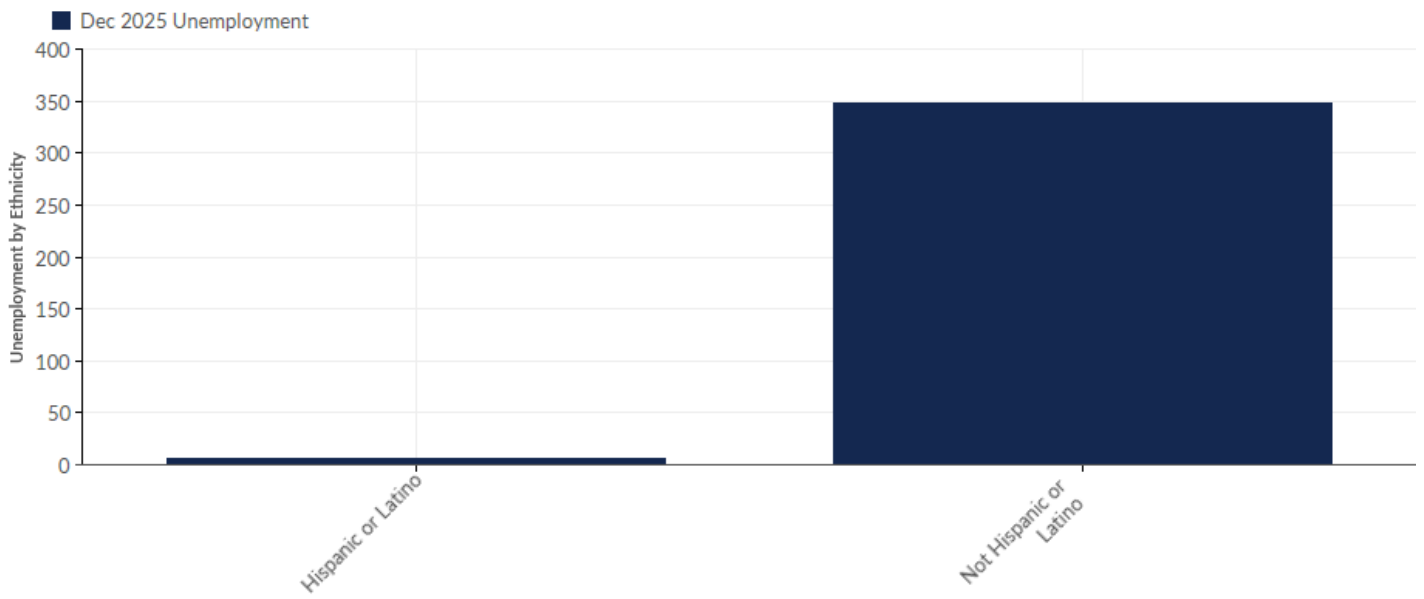
Gender	Unemployment (Dec 2025)	% of Unemployed
Females	189	53.54%
Males	164	46.46%
Total	353	100.00%

Unemployment by Race



Race	Unemployment (Dec 2025)	% of Unemployed
American Indian or Alaskan Native	2	0.57%
Asian	2	0.57%
Black or African American	59	16.71%
Native Hawaiian or Other Pacific Islander	0	0.00%
White	290	82.15%
Total	353	100.00%

Unemployment by Ethnicity

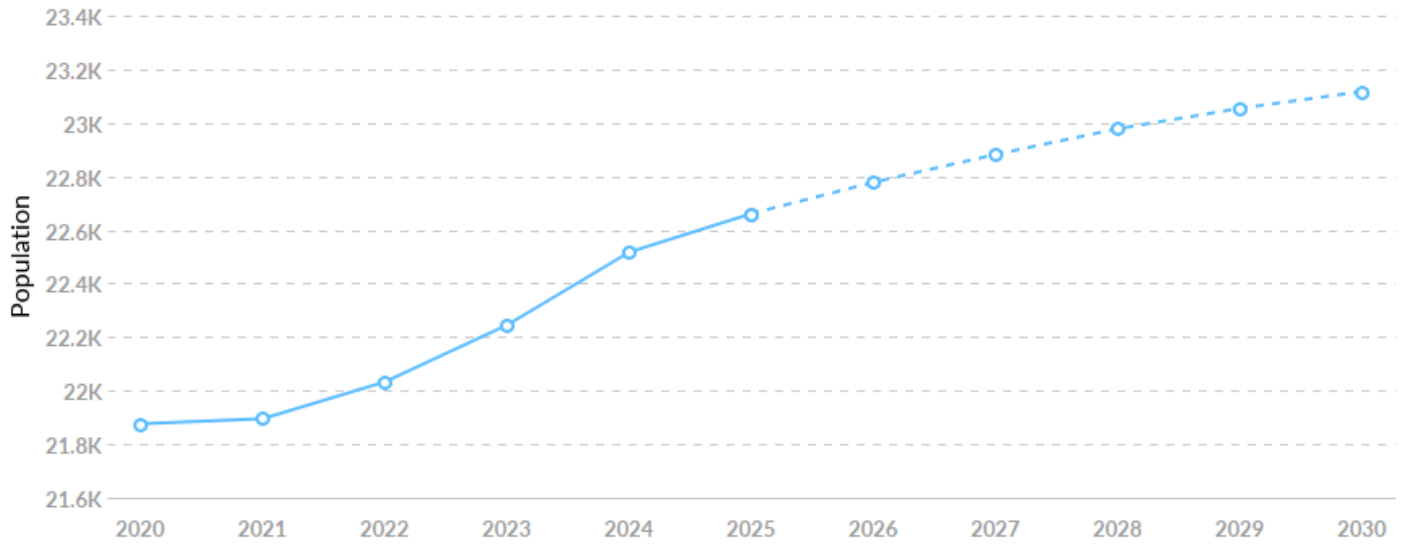


Ethnicity	Unemployment (Dec 2025)	% of Unemployed
Hispanic or Latino	5	1.42%
Not Hispanic or Latino	348	98.58%
Total	353	100.00%

Historic & Projected Trends

Population Trends

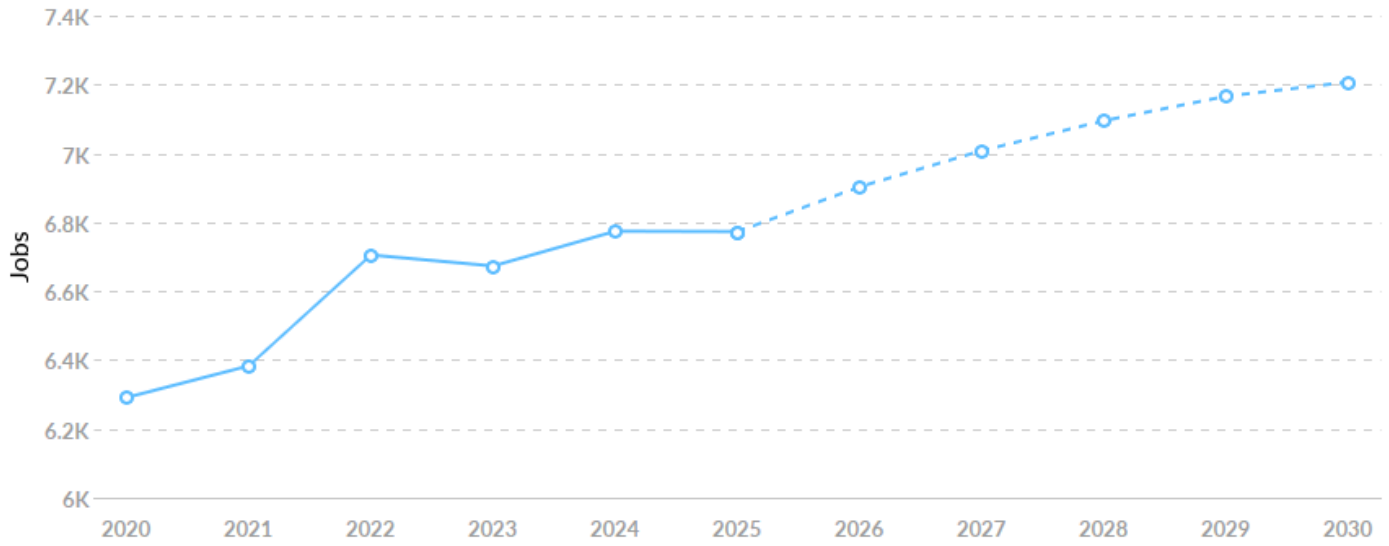
As of 2025 the region's population increased by 3.6% since 2020, growing by 785. Population is expected to increase by 2.0% between 2025 and 2030, adding 456.



Timeframe	Population
2020	21,876
2021	21,895
2022	22,033
2023	22,245
2024	22,517
2025	22,661
2026	22,778
2027	22,882
2028	22,978
2029	23,054
2030	23,117

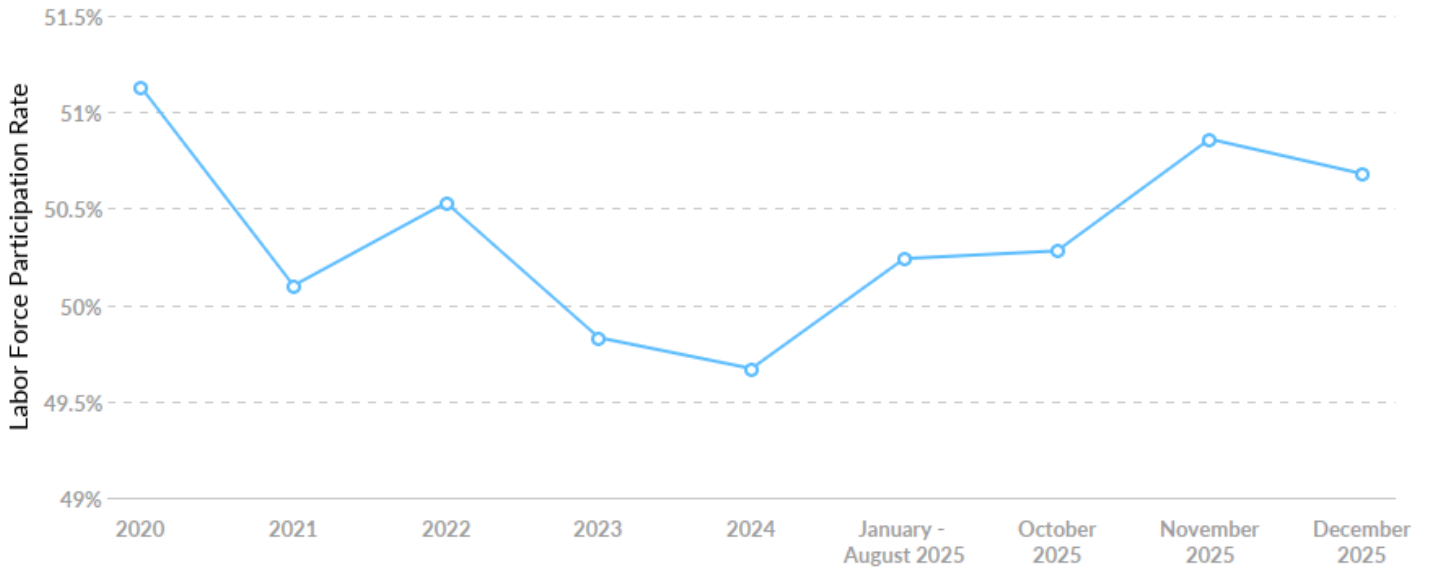
Job Trends

From 2020 to 2025, jobs increased by 7.7% in Scott County, TN from 6,291 to 6,773. This change fell short of the national growth rate of 10.6% by 2.9%.



Timeframe	Jobs
2020	6,291
2021	6,383
2022	6,705
2023	6,673
2024	6,774
2025	6,773
2026	6,903
2027	7,008
2028	7,095
2029	7,166
2030	7,207

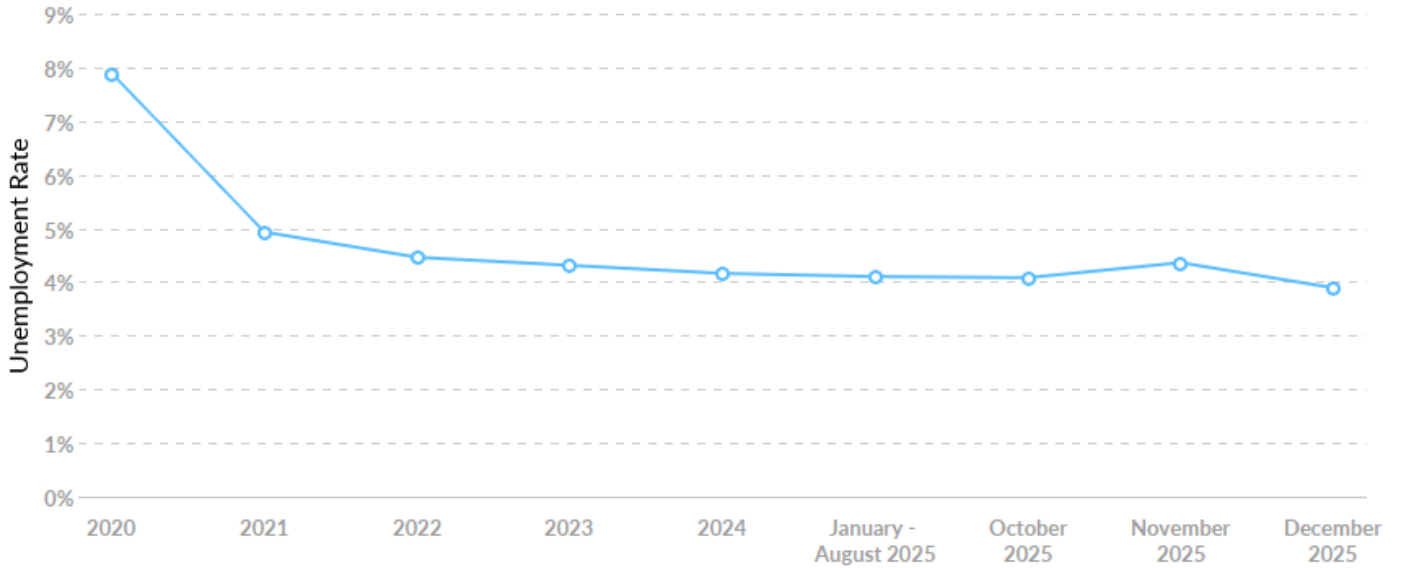
Labor Force Participation Rate Trends



Timeframe	Labor Force Participation Rate
2020	51.13%
2021	50.10%
2022	50.53%
2023	49.83%
2024	49.67%
January - August 2025	50.24%
October 2025	50.28%
November 2025	50.86%
December 2025	50.68%

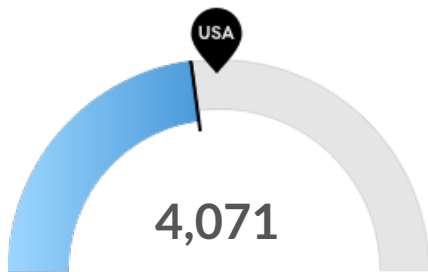
Unemployment Rate Trends

Scott County, TN had a December 2025 unemployment rate of 3.89%, **decreasing from 7.89%** 5 years before.



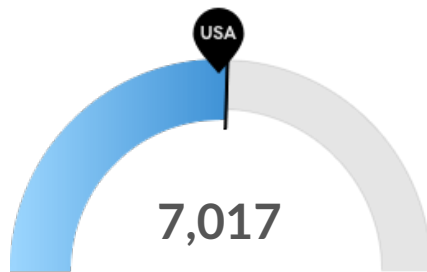
Timeframe	Unemployment Rate
2020	7.89%
2021	4.93%
2022	4.46%
2023	4.31%
2024	4.16%
January - August 2025	4.10%
October 2025	4.08%
November 2025	4.36%
December 2025	3.89%

Population Characteristics



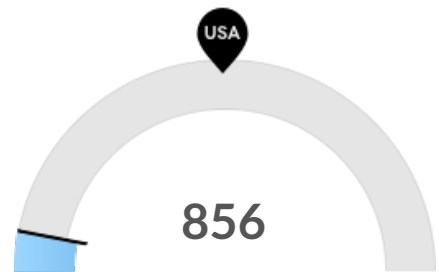
Millennials

Scott County, TN has 4,071 millennials (ages 25-39). The national average for an area this size is 4,609.



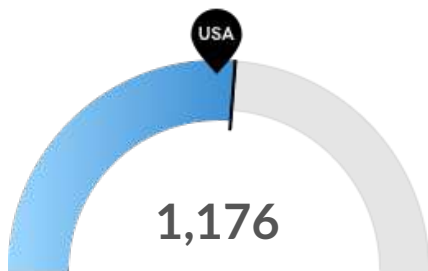
Retiring Soon

Retirement risk is about average in Scott County, TN. The national average for an area this size is 6,809 people 55 or older, while there are 7,017 here.



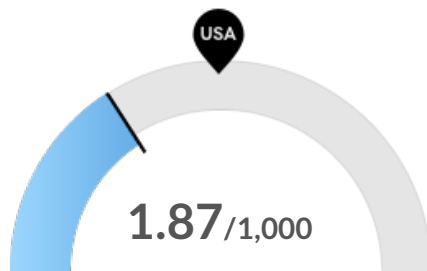
Racial Diversity

Racial diversity is low in Scott County, TN. The national average for an area this size is 9,578 racially diverse people, while there are 856 here.



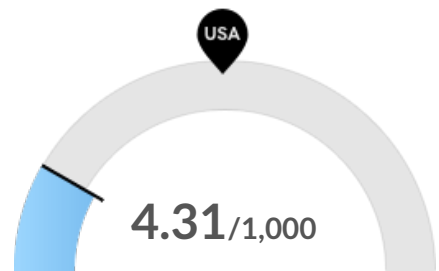
Veterans

Scott County, TN has 1,176 veterans. The national average for an area this size is 1,094.



Violent Crime

Scott County, TN has 1.87 violent crimes per 1,000 people. The national rate is 3.38 per 1,000 people.

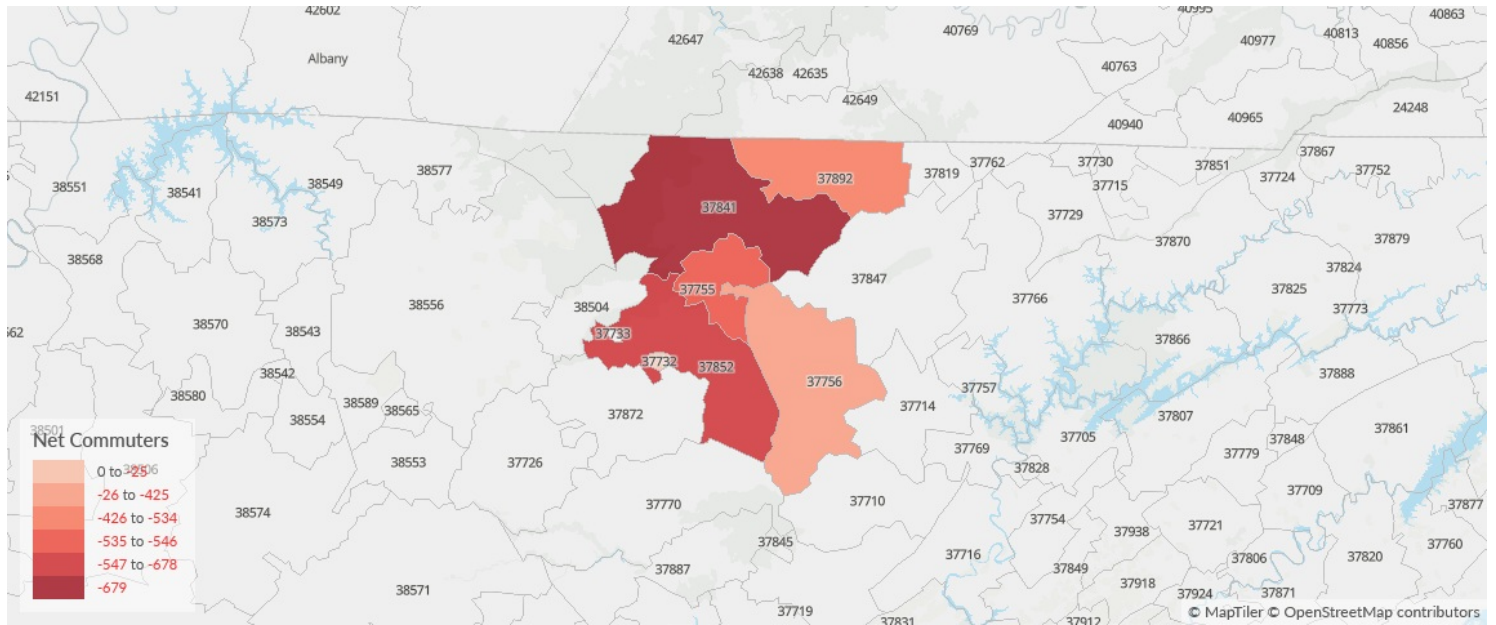


Property Crime

Scott County, TN has 4.31 property crimes per 1,000 people. The national rate is 16.44 per 1,000 people.

Place of Work vs Place of Residence

Understanding where talent in Scott County, TN currently works compared to where talent lives can help you optimize site decisions.



Where Talent Works

ZIP	Name	2025 Employment
37841	Oneida, TN (in Scott cou...	3,612
37756	Huntsville, TN (in Scott ...	1,247
37755	Helenwood, TN (in Scot...	933
37852	Robbins, TN (in Scott co...	623
37892	Winfield, TN (in Scott co...	348

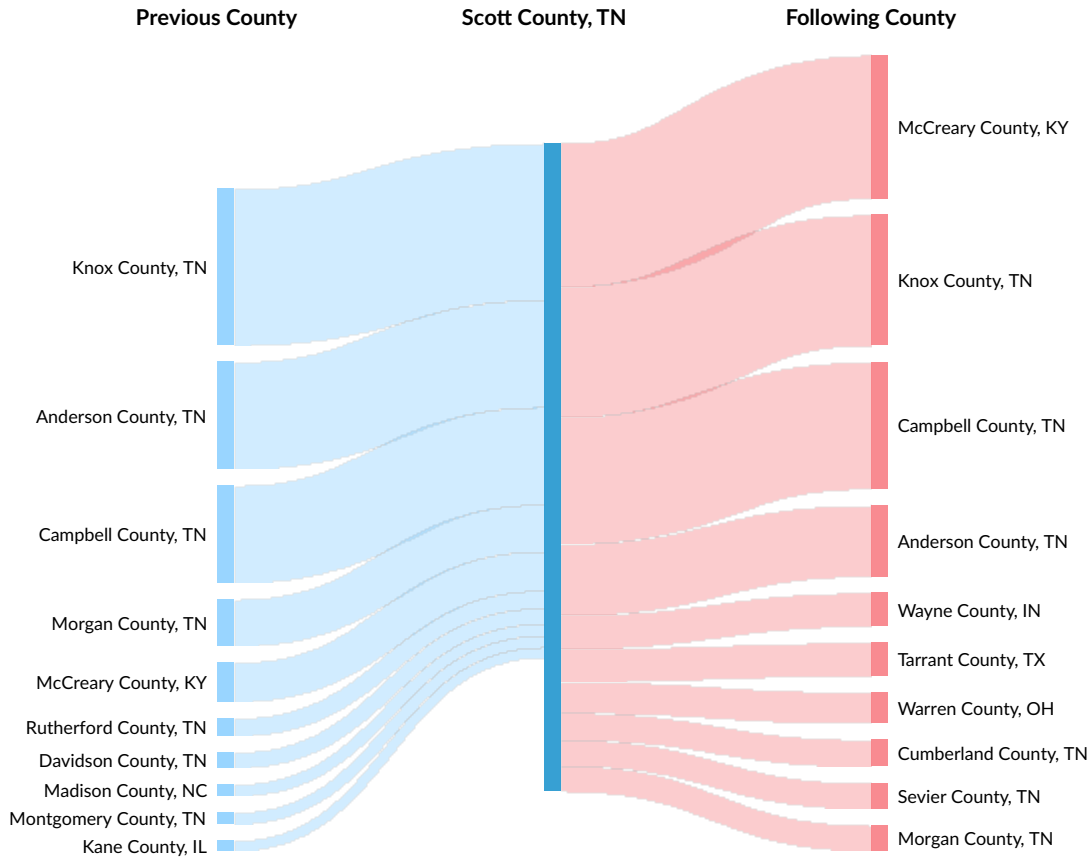
Where Talent Lives

ZIP	Name	2025 Workers
37841	Oneida, TN (in Scott cou...	4,291
37755	Helenwood, TN (in Scot...	1,468
37756	Huntsville, TN (in Scott ...	1,273
37852	Robbins, TN (in Scott co...	1,170
37892	Winfield, TN (in Scott co...	774

Inbound and Outbound Migration

The table below analyzes past and current residents of Scott County, TN. The left column shows residents of other counties migrating to Scott County, TN. The right column shows residents migrating from Scott County, TN to other counties.

As of 2022, 59 people have migrated from Knox County, TN to Scott County, TN. In the same year, 54 people left Scott County, TN migrating to McCreary County, KY. The total Net Migration for Scott County, TN in 2022 was 90.

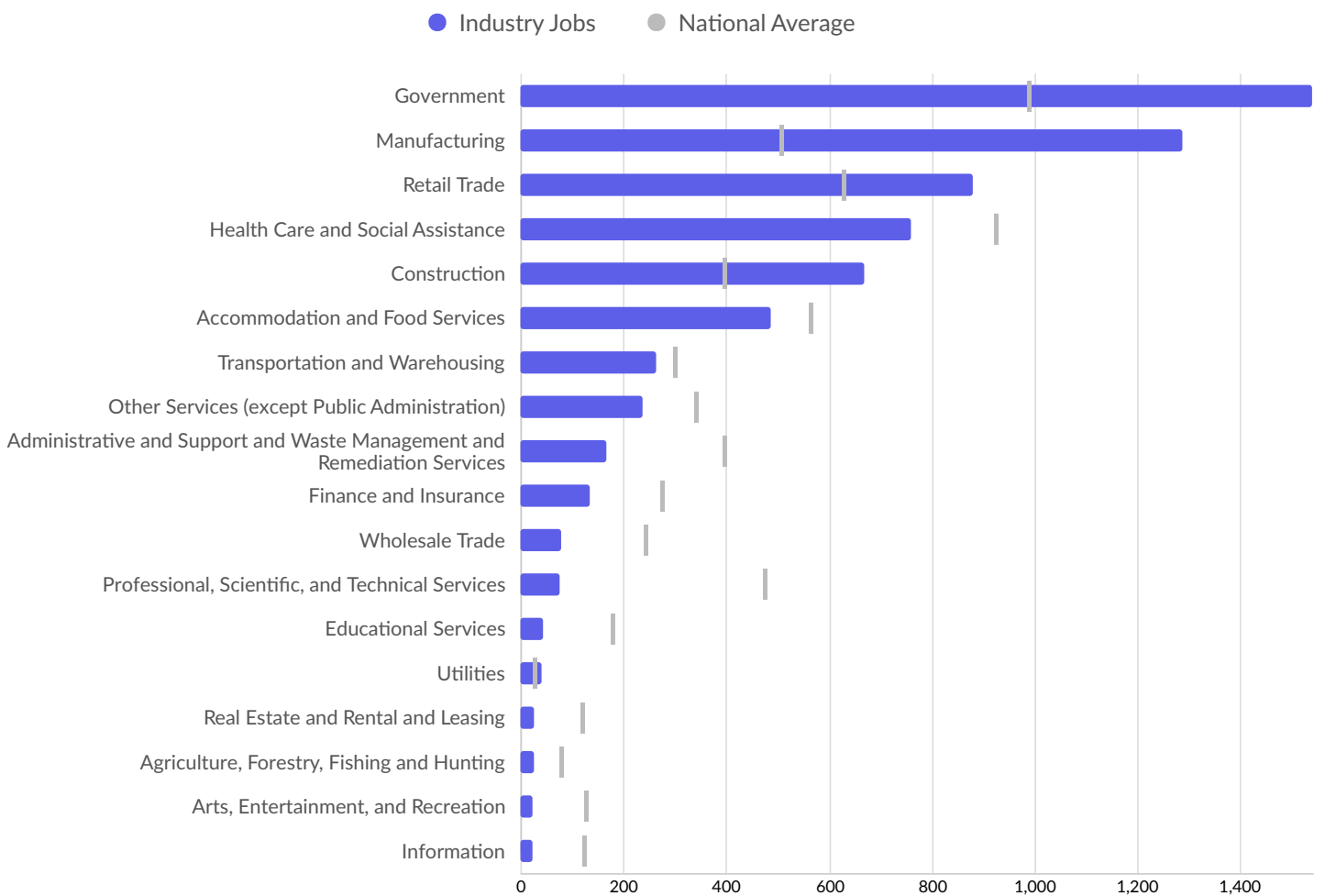


Top Previous Counties	Migrations
Knox County, TN	59
Anderson County, TN	40
Campbell County, TN	36
Morgan County, TN	18
McCreary County, KY	15
Rutherford County, TN	7

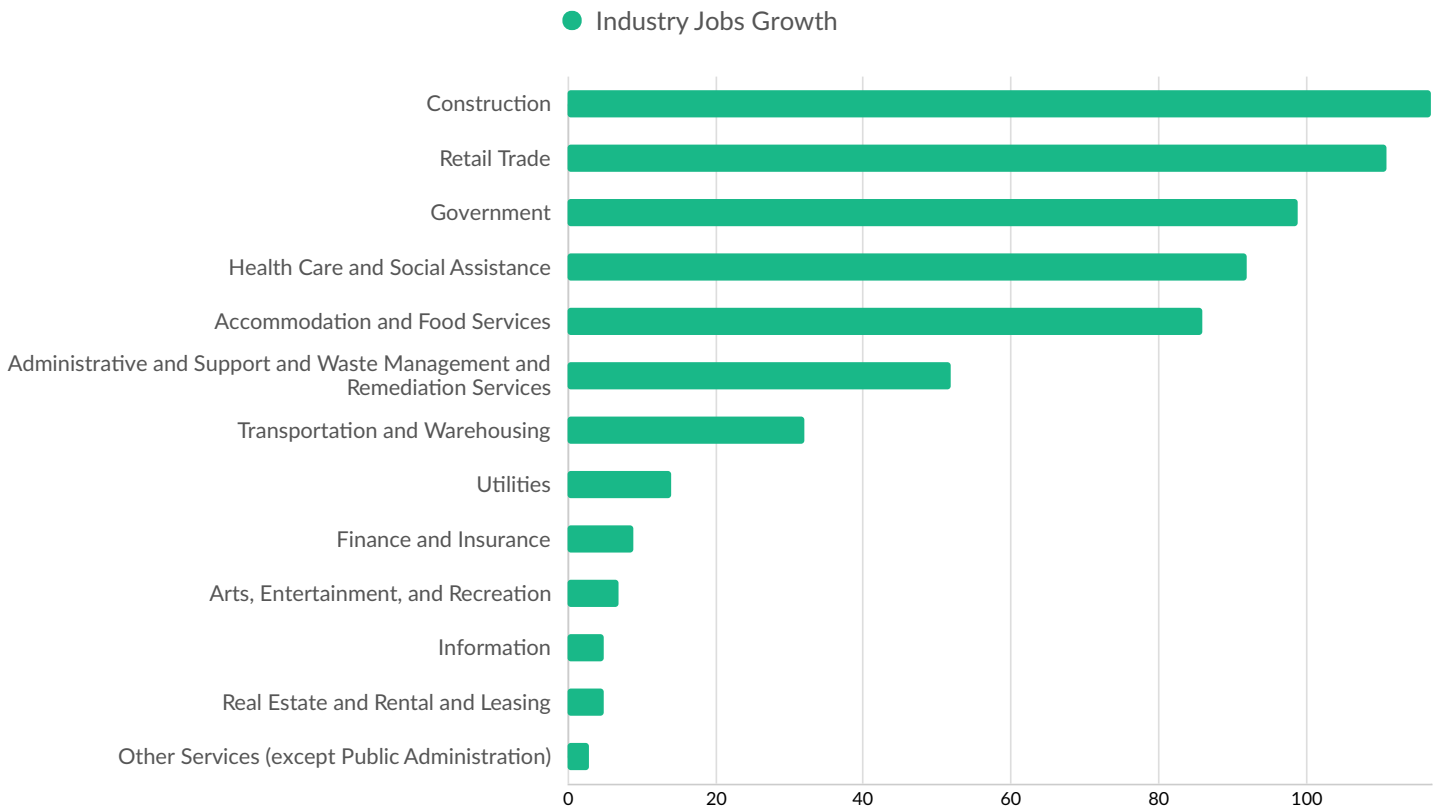
Top Previous Counties	Migrations
Davidson County, TN	6
Madison County, NC	4
Montgomery County, TN	4
Kane County, IL	4
Sumner County, TN	4
Shelby County, TN	4
Alameda County, CA	3
Maricopa County, AZ	3
San Diego County, CA	3
Top Following Counties	Migrations
McCreary County, KY	54
Knox County, TN	49
Campbell County, TN	47
Anderson County, TN	27
Wayne County, IN	13
Tarrant County, TX	12
Warren County, OH	12
Cumberland County, TN	10
Sevier County, TN	10
Morgan County, TN	10
Marion County, IN	8
Klamath County, OR	8
Hamilton County, TN	8
Cattaraugus County, NY	8
St. Charles County, MO	7

Industry Characteristics

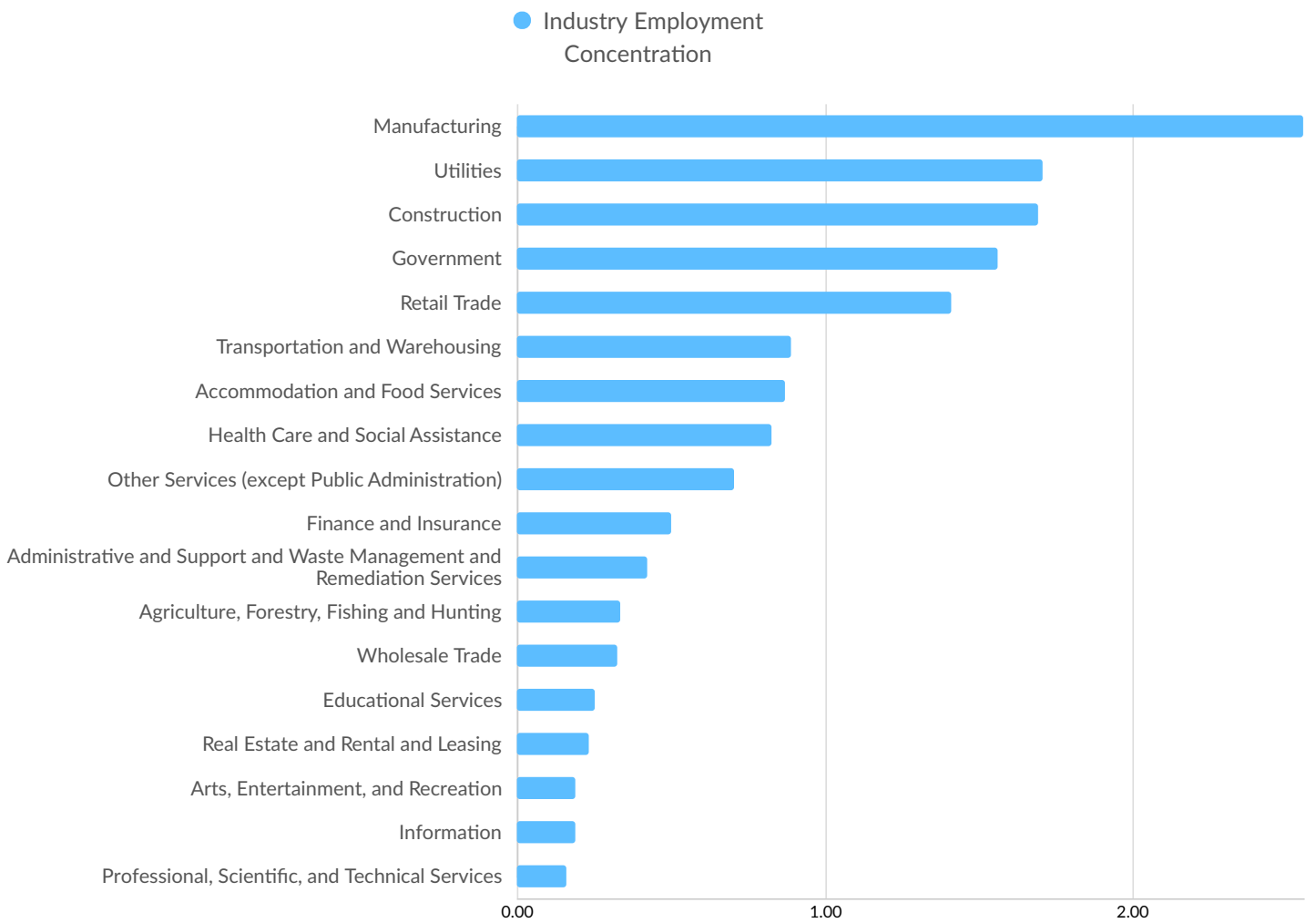
Largest Industries



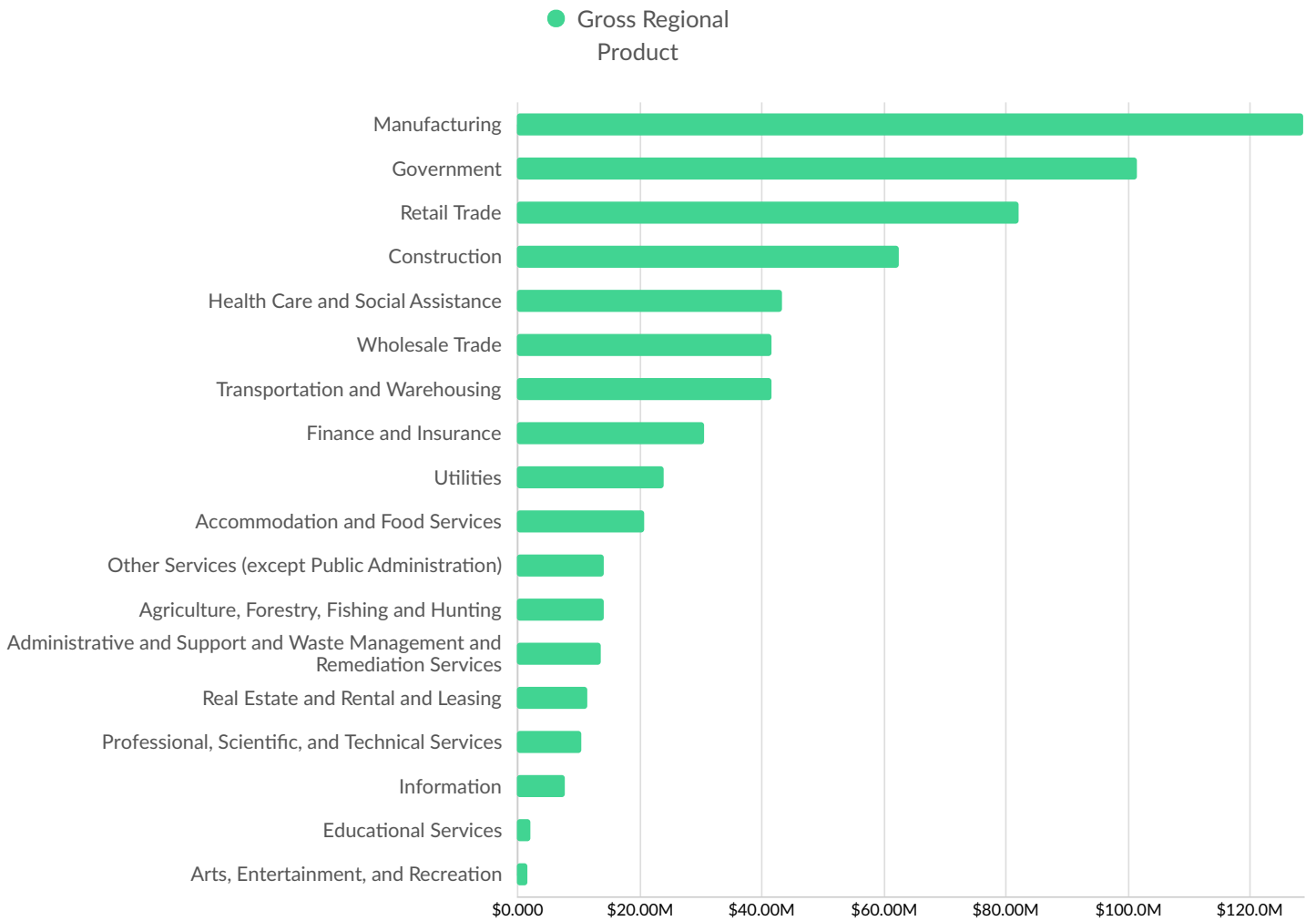
Top Growing Industries



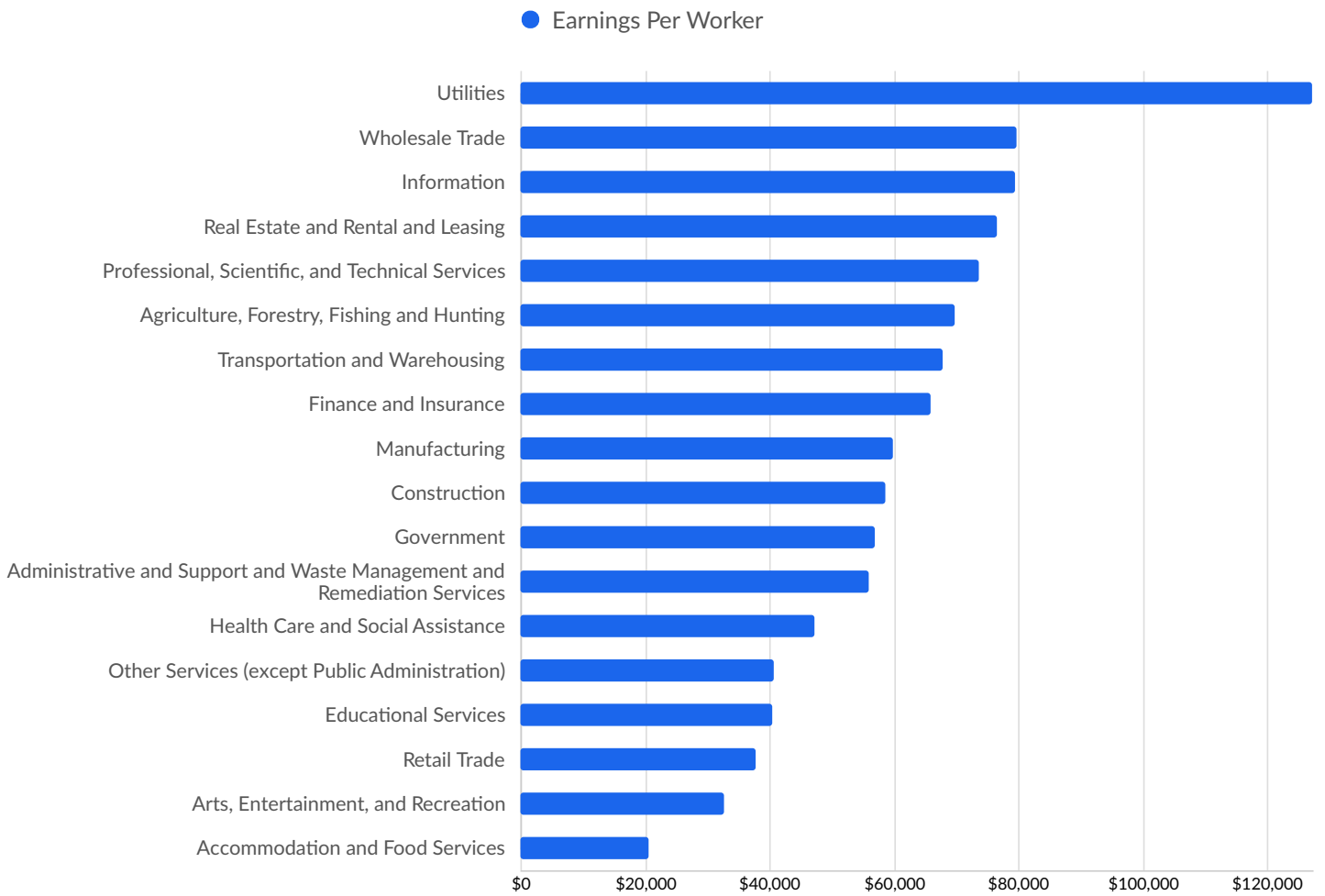
Top Industry Employment Concentration



Top Industry GRP























Top Industry Earnings



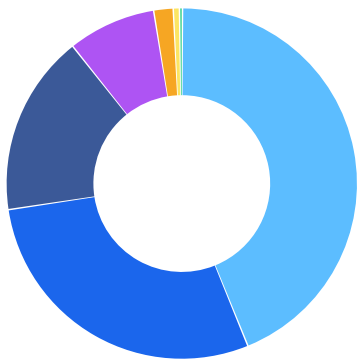
Business Characteristics

1,215 Companies Employ Your Workers

Online profiles for your workers mention 1,215 companies as employers, with the top 10 appearing below. In the last 12 months, 210 companies in Scott County, TN posted job postings, with the top 10 appearing below.

Top Companies	Profiles	Top Companies Posting	Unique Postings
Great Dane	45 	Hayman Daugherty Associates	51 
Oneida Special School District	36 	Scott County Schools - Hilton	34 
Jds Technologies	35 	Positive Behavior Supports Corp.	33 
State of Tennessee	35 	Walmart	30 
Tennier Industries	33 	S & L Beverages	29 
Mountain Peoples Health Council	32 	Dollar General	26 
Scott County Public Schools	29 	Express Employment Profession...	21 
Takahata Precision Tennessee	26 	Soliant Health	20 
Walmart	25 	Tennessee Board of Regents	20 
Big South Fork Medical Center	22 	Walgreens Boots Alliance	19 

Business Size

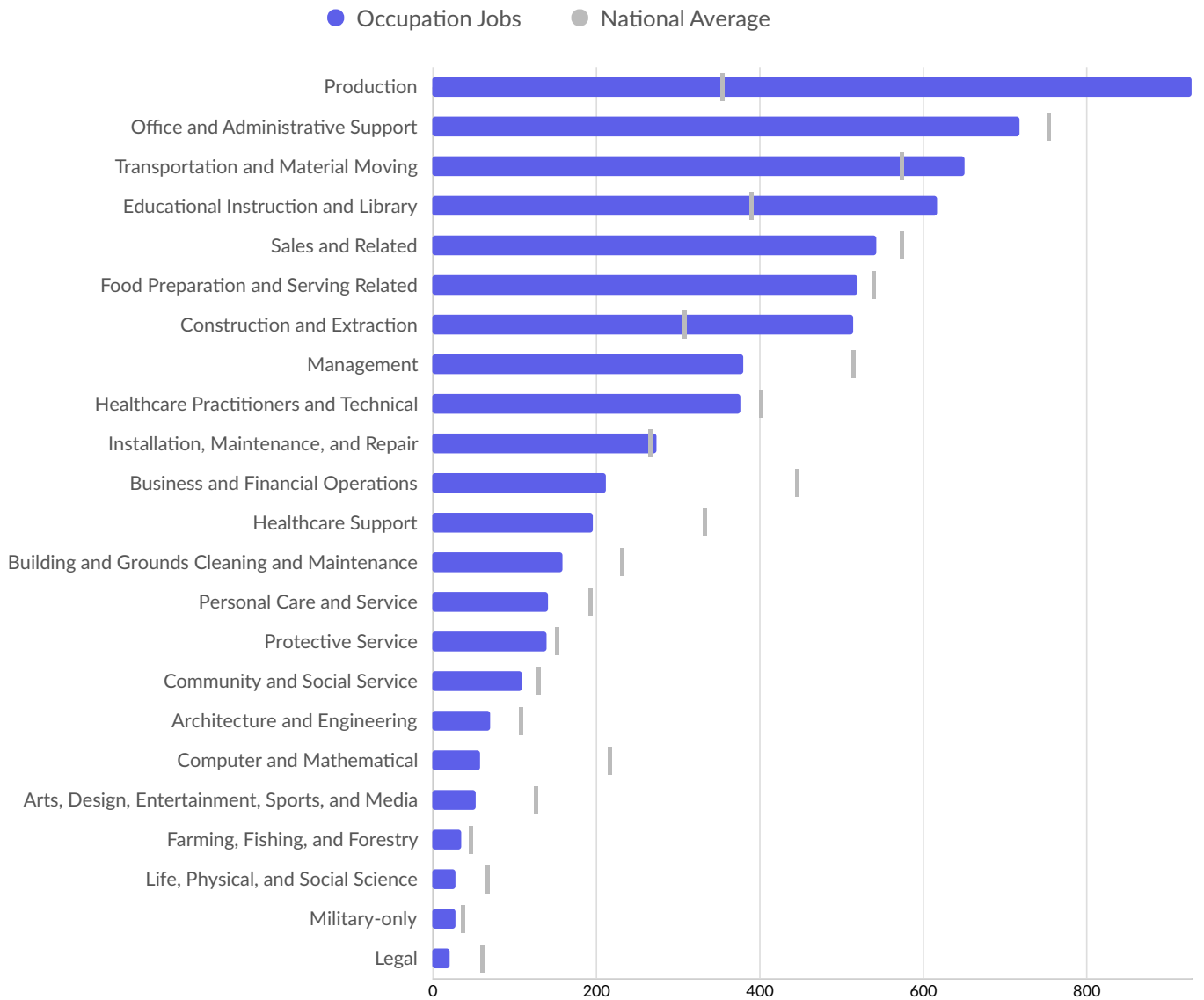


	Percentage	Business Count
● 1 to 4 employees	43.8%	464
● 5 to 9 employees	28.8%	305
● 10 to 19 employees	16.7%	177
● 20 to 49 employees	8.1%	86
● 50 to 99 employees	1.8%	19
● 100 to 249 employees	0.6%	6
● 250 to 499 employees	0.3%	3

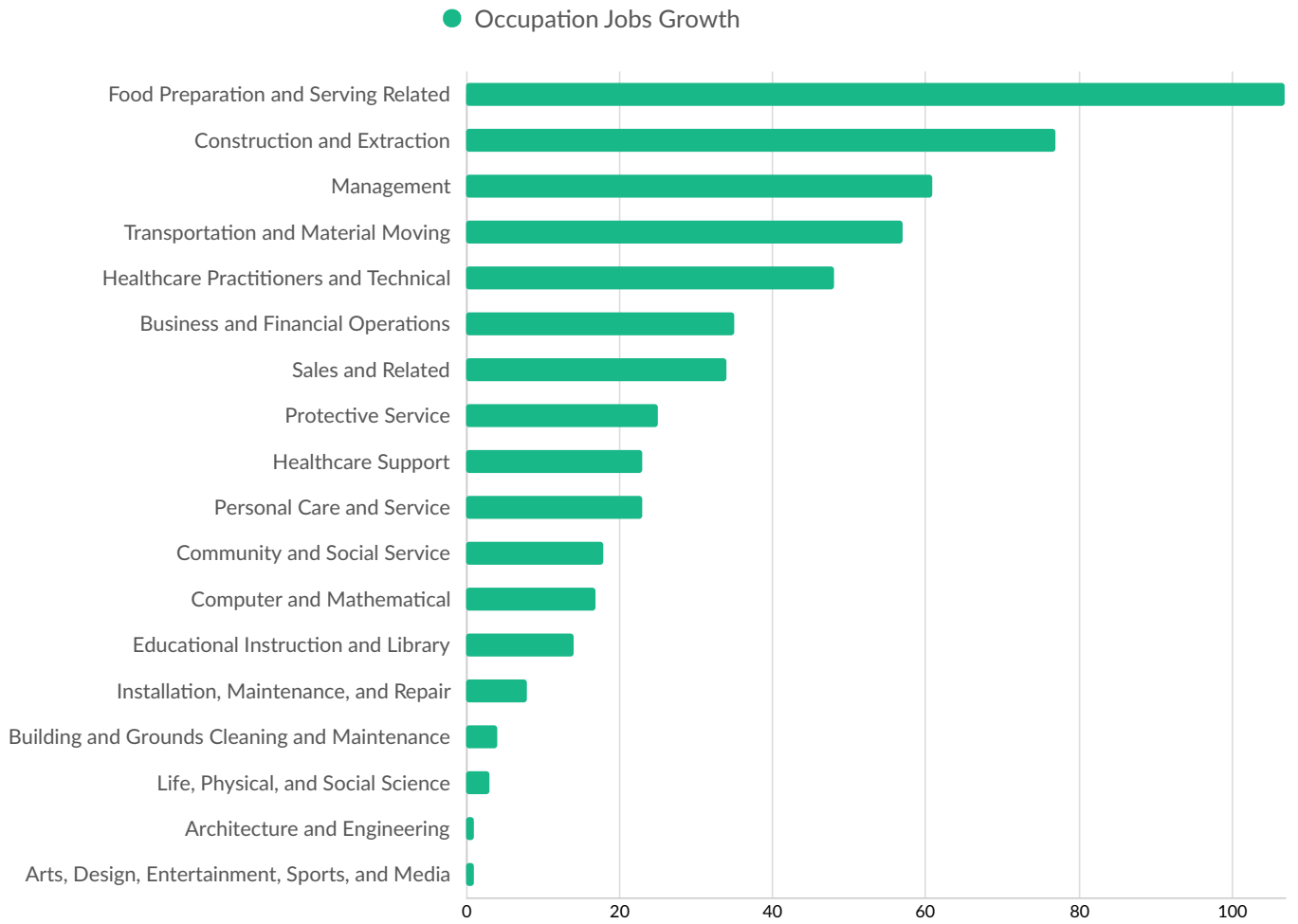
**Business Data by DatabaseUSA.com is third-party data provided by Lightcast to its customers as a convenience, and Lightcast does not endorse or warrant its accuracy or consistency with other published Lightcast data. In most cases, the Business Count will not match total companies with profiles on the summary tab.*

Workforce Characteristics

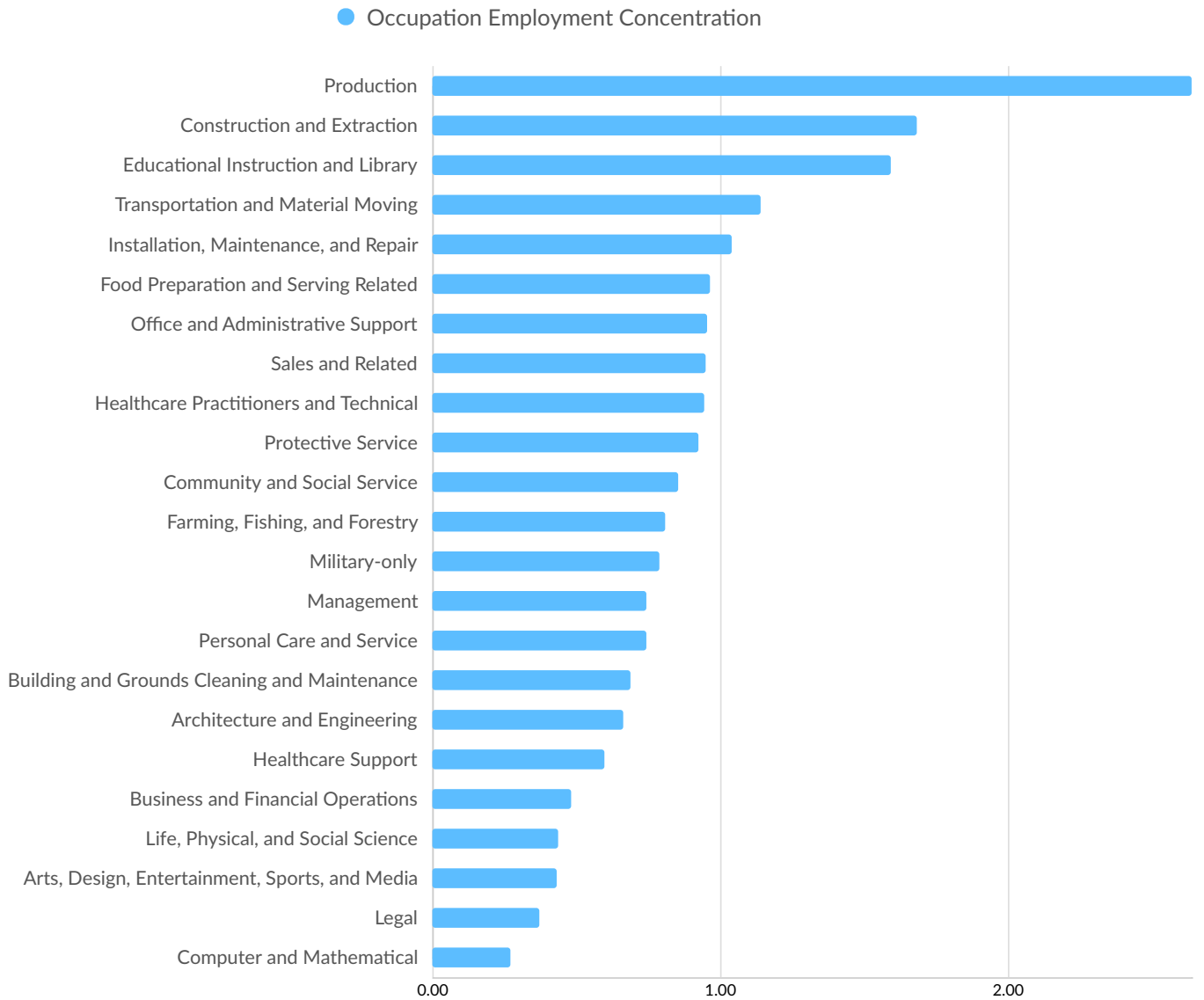
Largest Occupations



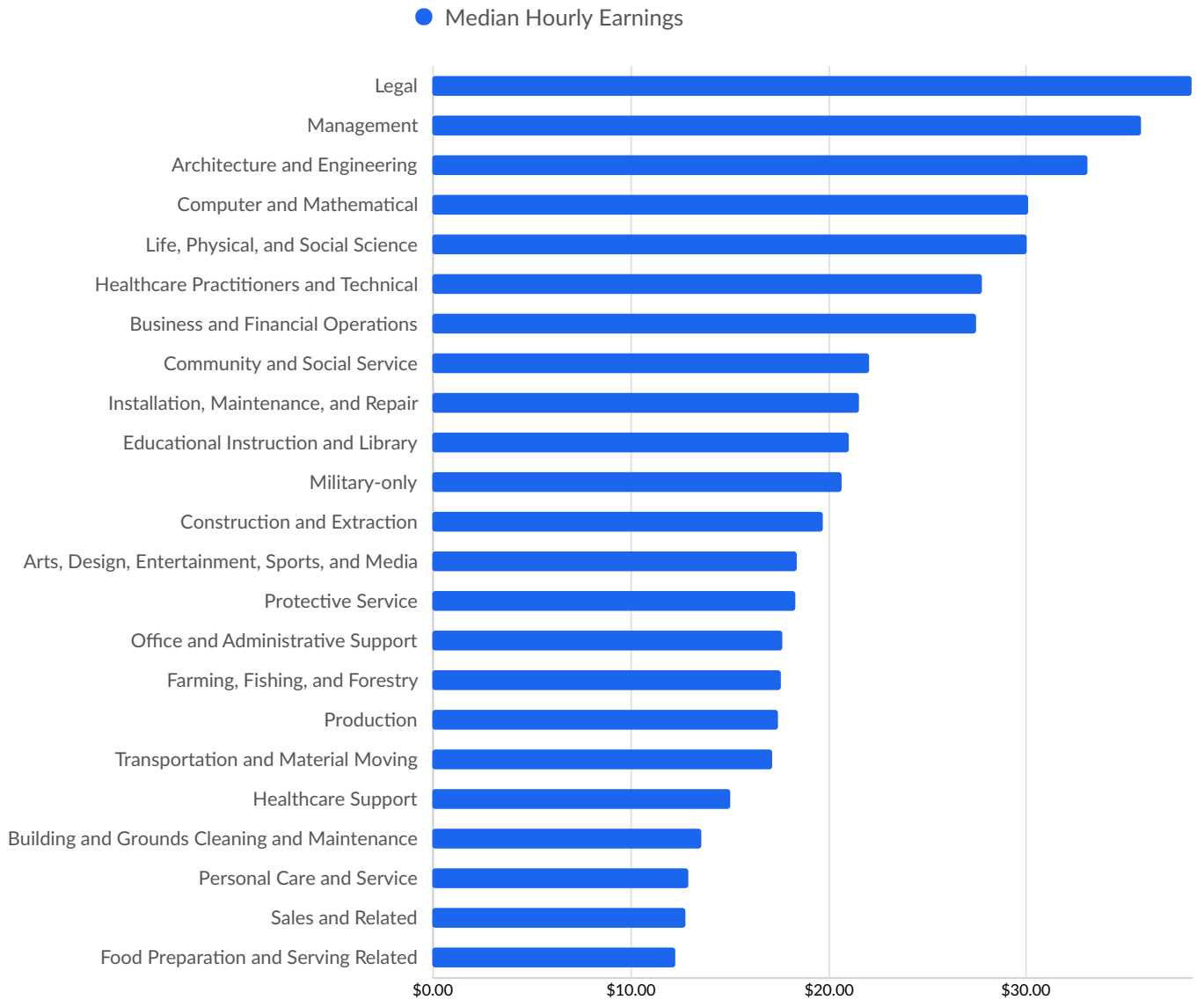
Top Growing Occupations



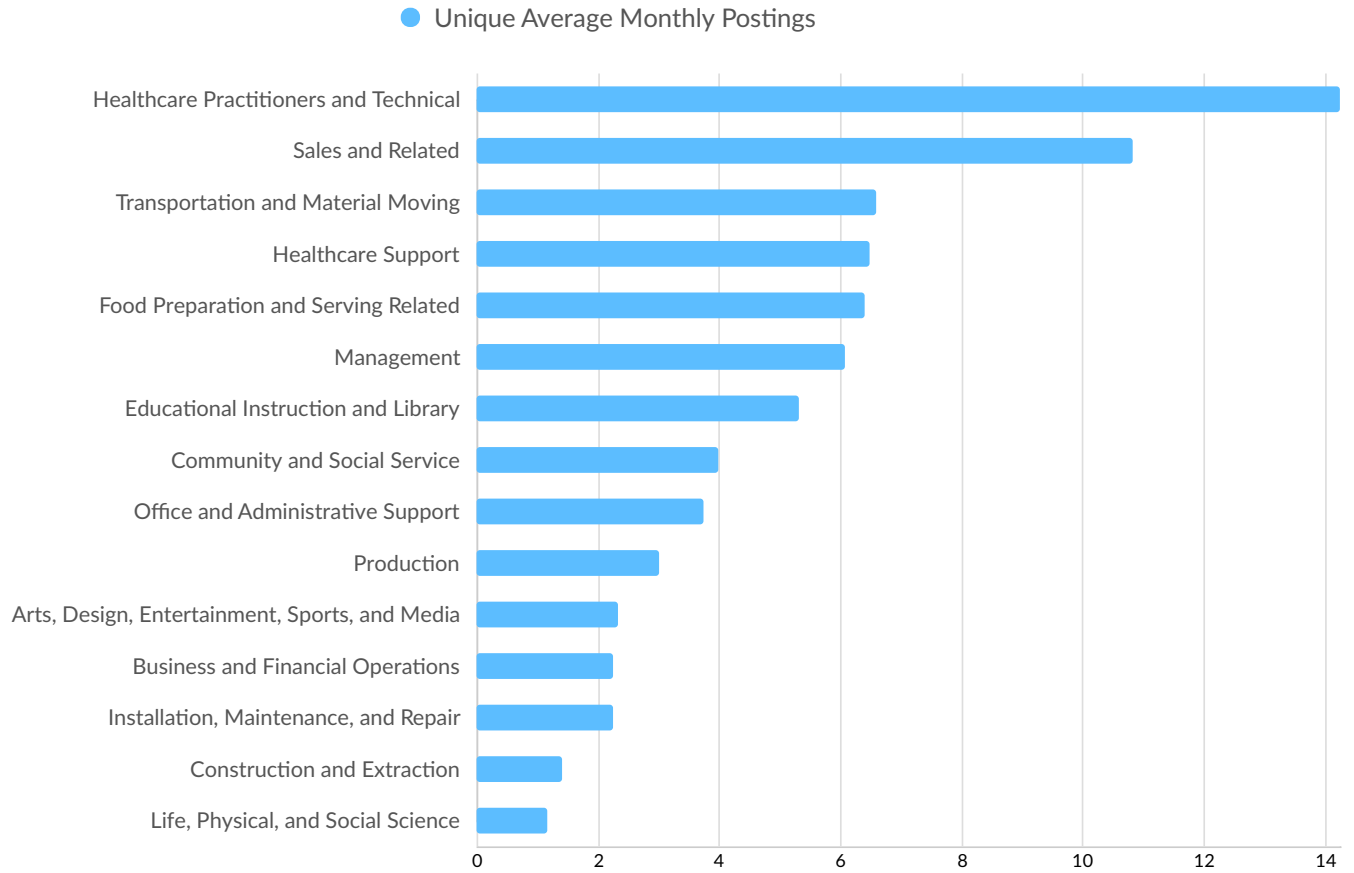
Top Occupation Employment Concentration



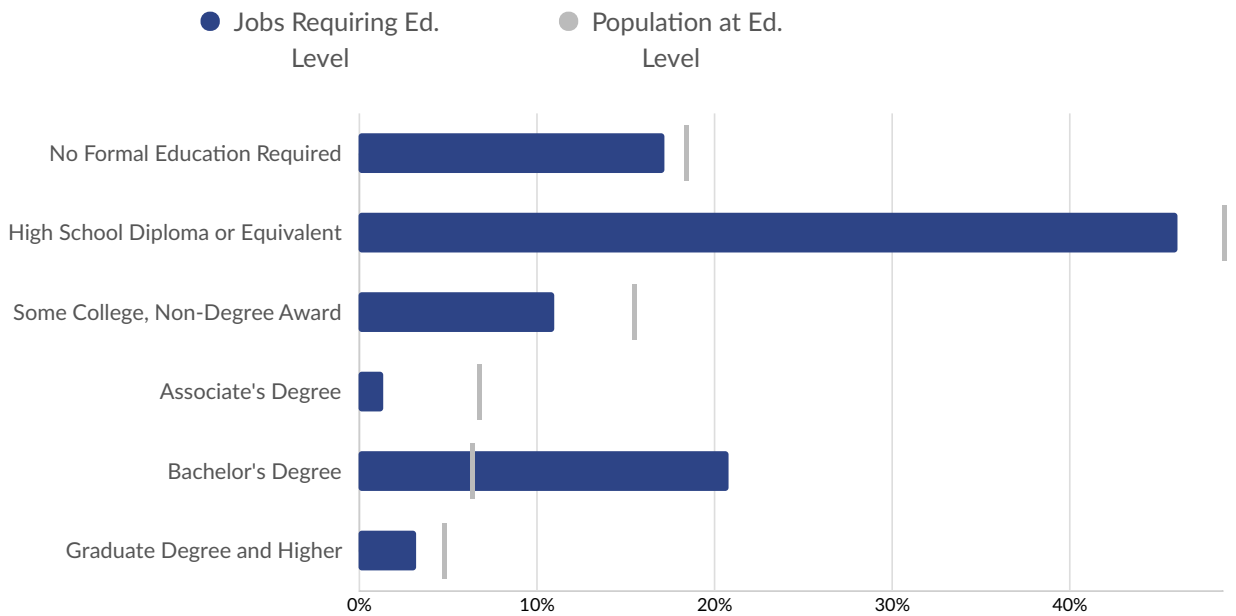
Top Occupation Earnings



Top Posted Occupations





Underemployment



Educational Pipeline

In 2024, there were 177 graduates in Scott County, TN. This pipeline has grown by 20% over the last 5 years. The highest share of these graduates come from "Electrical and Power Transmission Installation/Installer, General" (Certificate), "Licensed Practical/Vocational Nurse Training" (Certificate), and "Nursing Assistant/Aide and Patient Care Assistant/Aide" (Certificate).

School	Total Graduates (2024)	Graduate Trend (2020 - 2024)
Tennessee College of Applied Technology-Oneida-Huntsville	177 	

- Certificate
- Associate's
- Bachelor's
- Master's or Higher

In-Demand Skills

