



Roane County, TN



**EAST
TENNESSEE**
Moving Mountains.

Tennessee

Contents

Report Parameters	1
Economy Overview	2
Unemployment by Demographics	4
Historic & Projected Trends	8
Population Characteristics	12
Inbound and Outbound Migration	14
Industry Characteristics	16
Business Characteristics	21
Workforce Characteristics	23
Educational Pipeline	29
In-Demand Skills	30

Report Parameters

1 County

47145 Roane County, TN

Class of Worker

QCEW Employees, Non-QCEW Employees, and Self-Employed

The information in this report pertains to the chosen geographical area.

Economy Overview

57,603

Population (2025)

Population **grew by 3,939** over the last 5 years and is projected to **grow by 3,663** over the next 5 years.

22,020

Total Regional Employment

Jobs **grew by 476** over the last 5 years and are projected to **grow by 1,449** over the next 5 years.

\$66.2K

Median Household Income (2023)

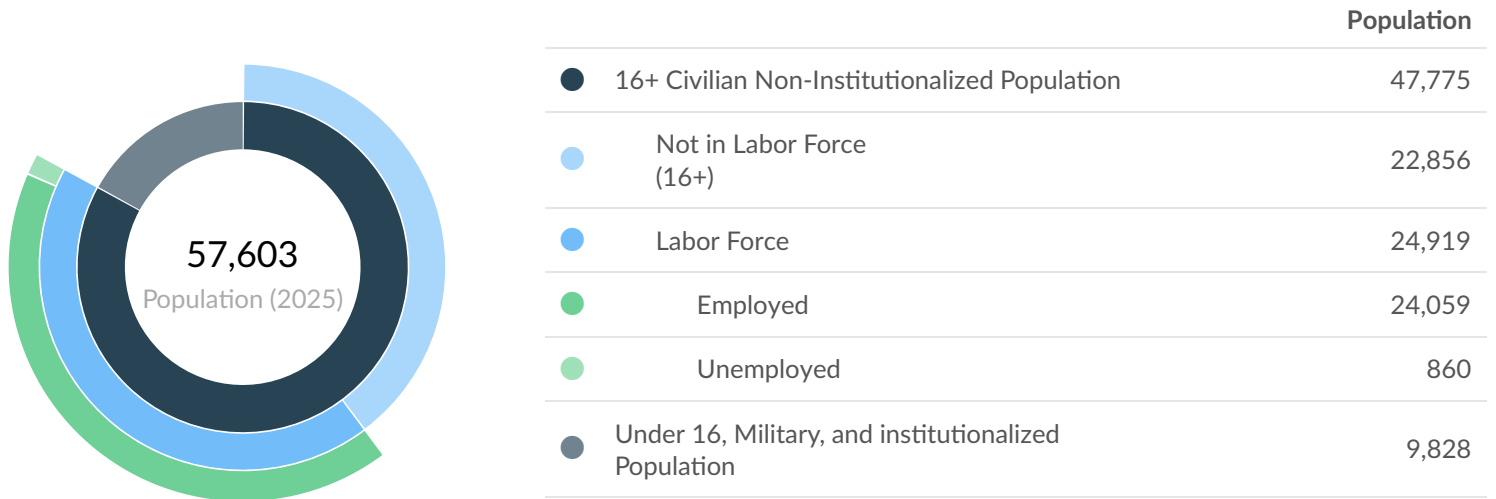
Median household income is **\$12.3K below** the national median household income of \$78.5K.

Takeaways

- As of 2025 the region's population **increased by 7.3%** since 2020, growing by 3,939. Population is expected to **increase by 6.4%** between 2025 and 2030, adding 3,663.
- From 2020 to 2025, jobs **increased by 2.2%** in Roane County, TN from 21,544 to **22,020**. This change **fell short of the national growth rate of 10.6% by 8.4%**. As the number of jobs increased, the **labor force participation rate decreased from 52.3% to 52.2% between 2020 and 2025**.
- Concerning educational attainment, **13.7% of Roane County, TN residents possess a Bachelor's Degree** (8.1% below the national average), and **8.5% hold an Associate's Degree** (0.4% below the national average).
- The top three industries in 2025 are Scientific Research and Development Services, Restaurants and Other Eating Places, and Local Government, Excluding Education and Hospitals.

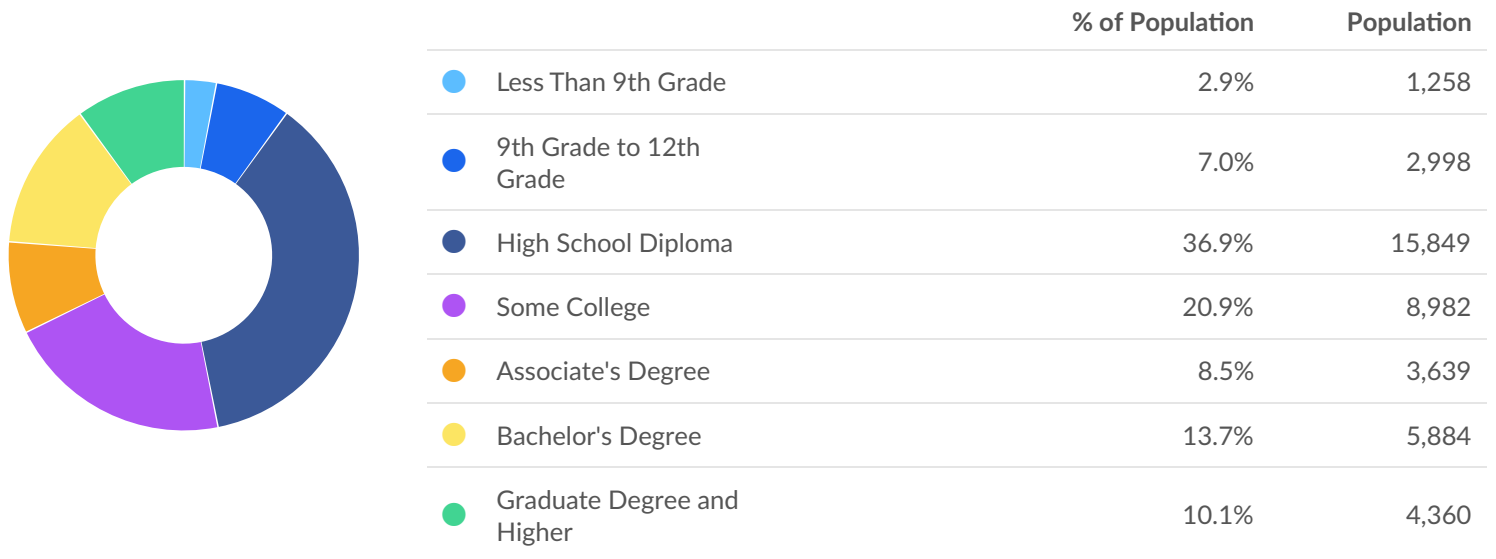
	Population (2025)	Labor Force (Dec 2025)	Jobs (2025)	Cost of Living	GRP	Imports	Exports
Region	57,603	24,919	22,020	94.8	\$3.55B	\$5.52B	\$5.59B
State	7,305,276	3,527,847	3,708,203	92.3	\$578.34B	\$461.40B	\$588.24B

Dec 2025 Labor Force Breakdown



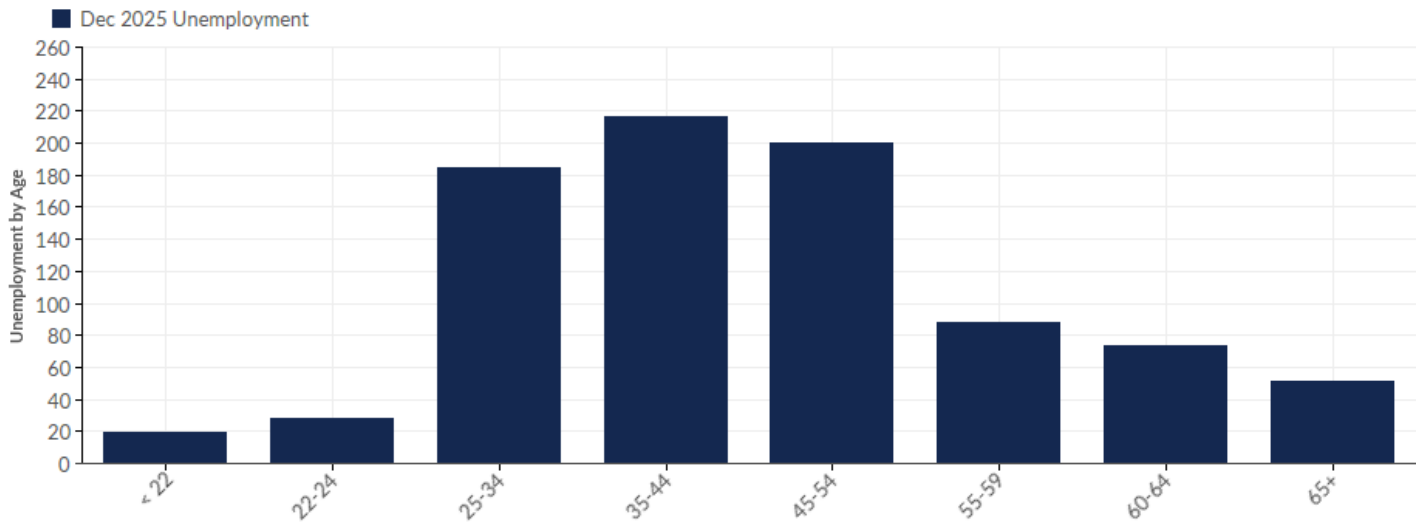
Educational Attainment

Concerning educational attainment, **13.7% of Roane County, TN residents possess a Bachelor's Degree** (8.1% below the national average), and **8.5% hold an Associate's Degree** (0.4% below the national average).



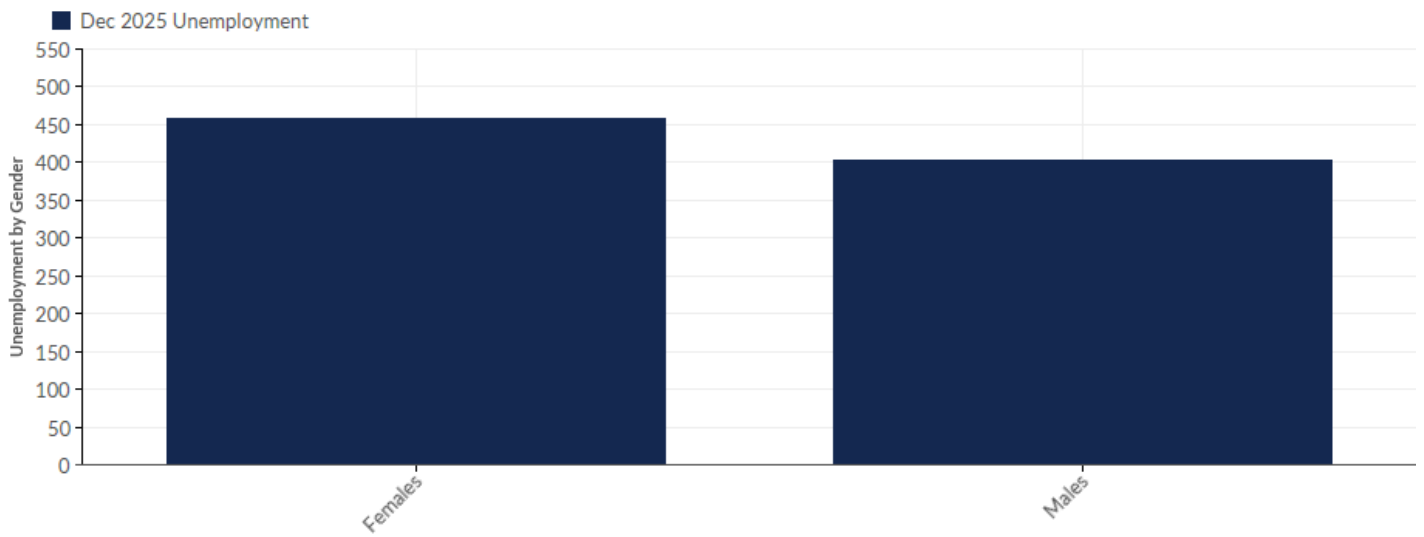
Unemployment by Demographics

Unemployment by Age



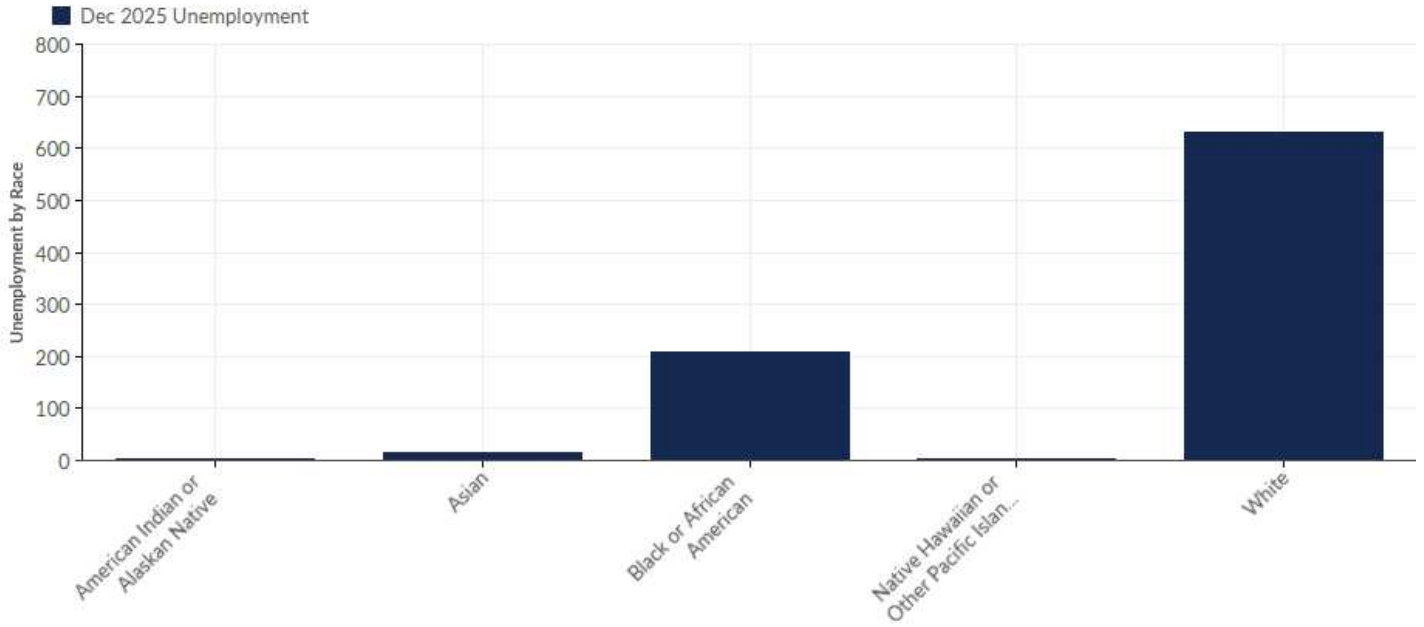
Age	Unemployment (Dec 2025)	% of Unemployed
< 22	19	2.21%
22-24	28	3.26%
25-34	185	21.51%
35-44	216	25.12%
45-54	200	23.26%
55-59	88	10.23%
60-64	73	8.49%
65+	51	5.93%
Total	860	100.00%

Unemployment by Gender



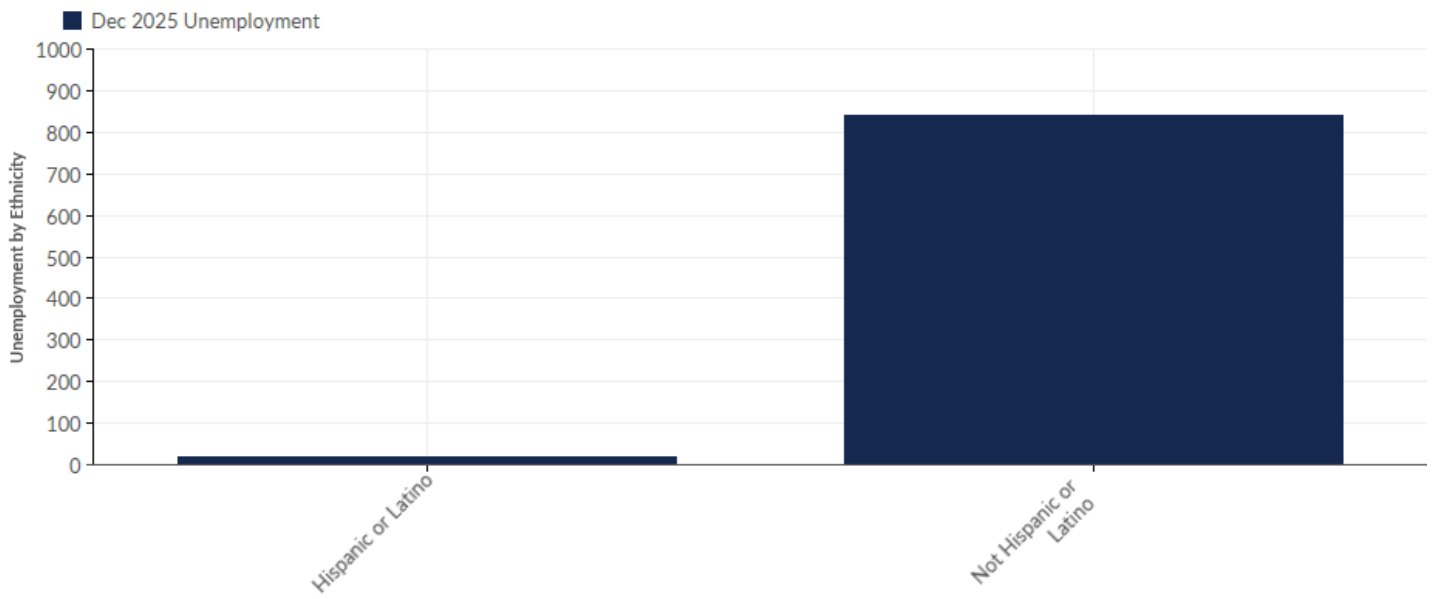
Gender	Unemployment (Dec 2025)	% of Unemployed
Females	457	53.14%
Males	403	46.86%
Total	860	100.00%

Unemployment by Race



Race	Unemployment (Dec 2025)	% of Unemployed
American Indian or Alaskan Native	4	0.47%
Asian	15	1.74%
Black or African American	208	24.19%
Native Hawaiian or Other Pacific Islander	2	0.23%
White	631	73.37%
Total	860	100.00%

Unemployment by Ethnicity

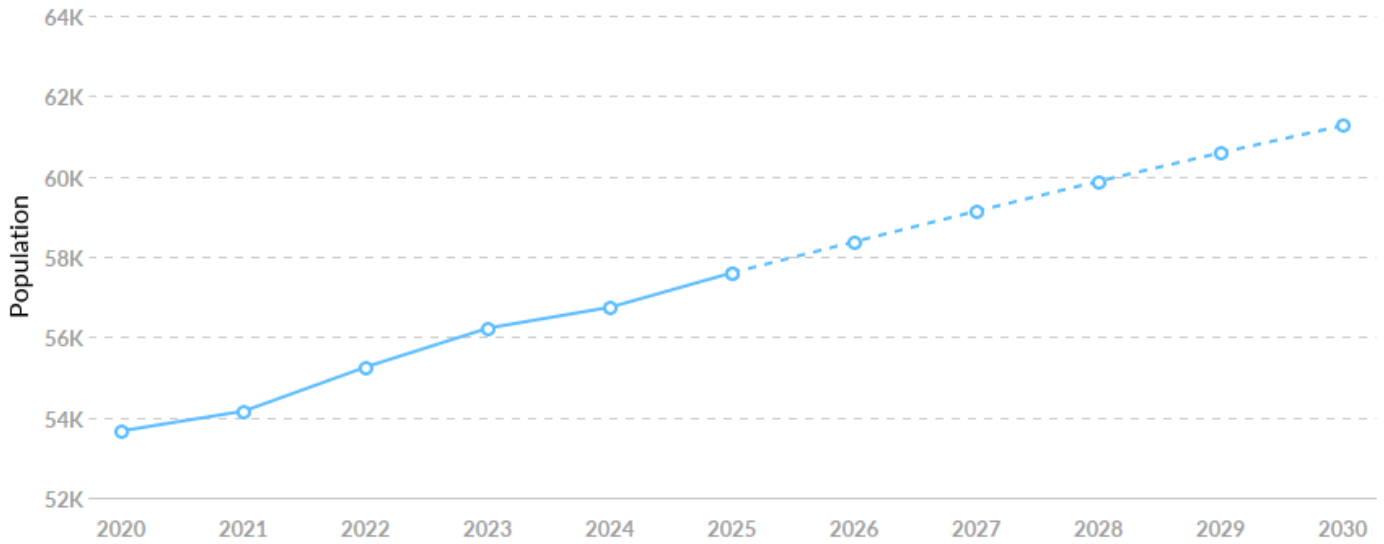


Ethnicity	Unemployment (Dec 2025)	% of Unemployed
Hispanic or Latino	20	2.33%
Not Hispanic or Latino	840	97.67%
Total	860	100.00%

Historic & Projected Trends

Population Trends

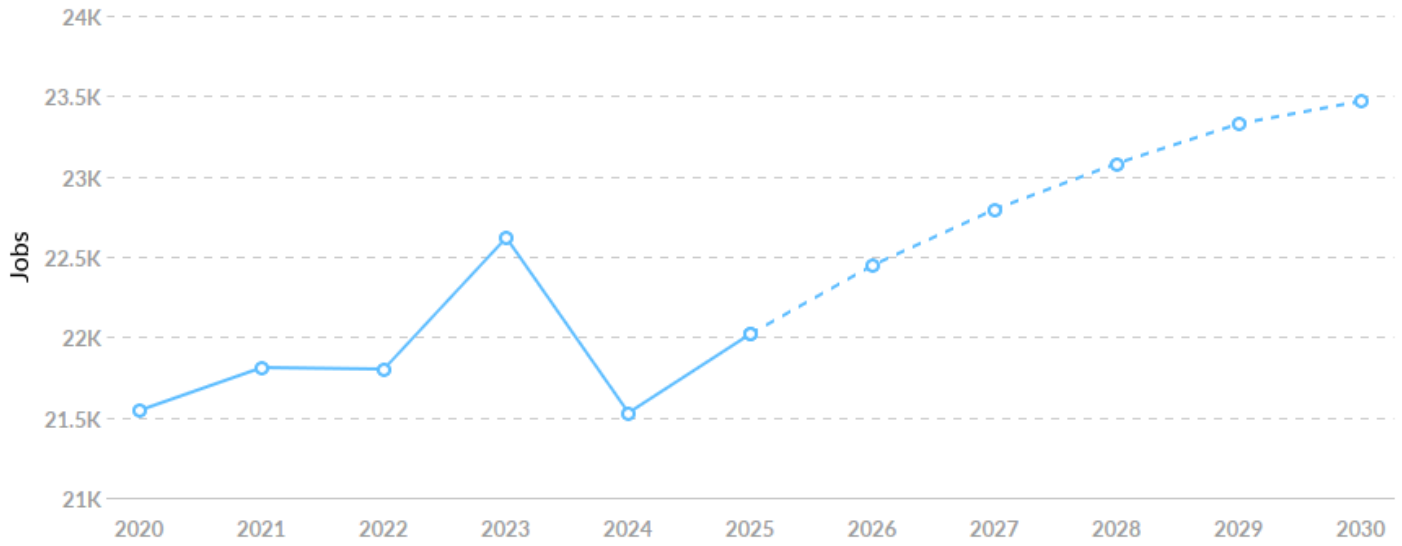
As of 2025 the region's population increased by 7.3% since 2020, growing by 3,939. Population is expected to increase by 6.4% between 2025 and 2030, adding 3,663.



Timeframe	Population
2020	53,664
2021	54,156
2022	55,256
2023	56,223
2024	56,742
2025	57,603
2026	58,375
2027	59,136
2028	59,881
2029	60,590
2030	61,267

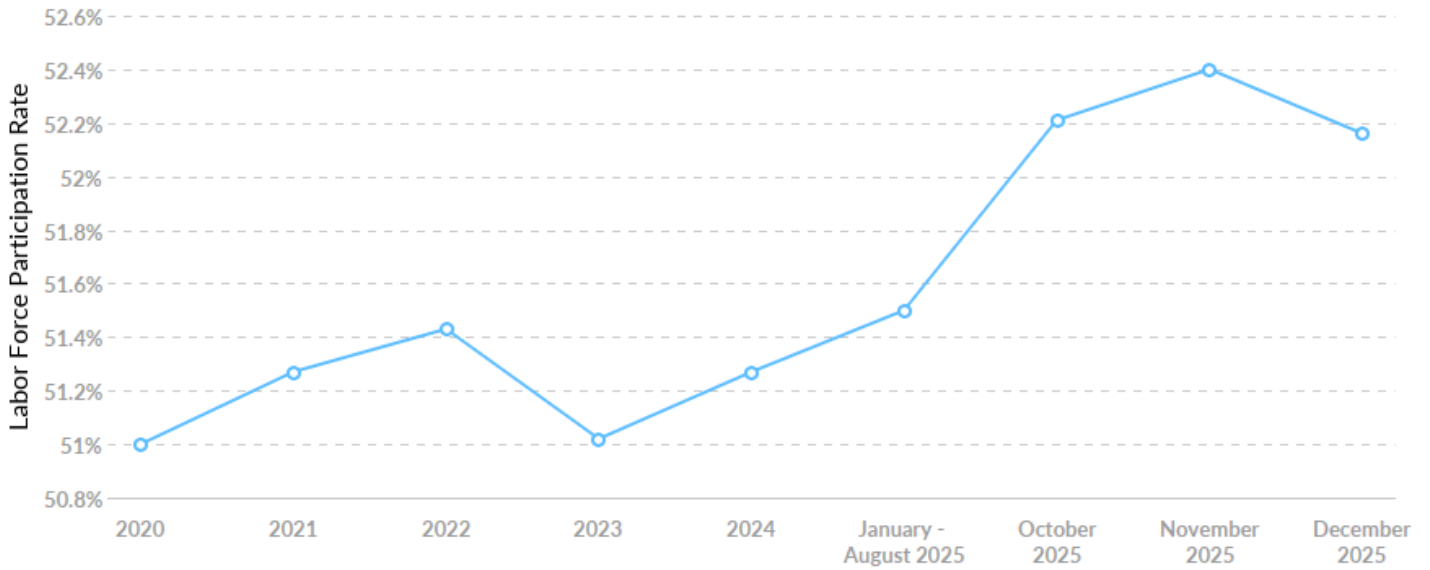
Job Trends

From 2020 to 2025, jobs increased by 2.2% in Roane County, TN from 21,544 to 22,020. This change fell short of the national growth rate of 10.6% by 8.4%.



Timeframe	Jobs
2020	21,544
2021	21,810
2022	21,801
2023	22,617
2024	21,528
2025	22,020
2026	22,447
2027	22,795
2028	23,081
2029	23,328
2030	23,468

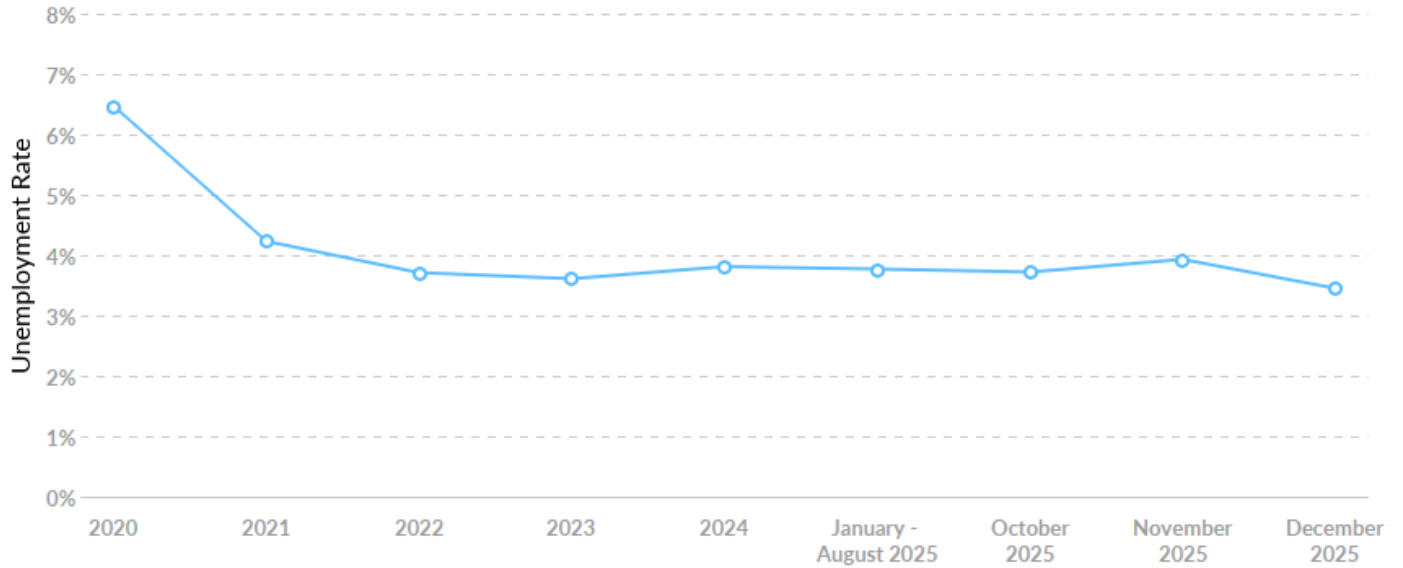
Labor Force Participation Rate Trends



Timeframe	Labor Force Participation Rate
2020	51.00%
2021	51.27%
2022	51.43%
2023	51.02%
2024	51.27%
January - August 2025	51.50%
October 2025	52.21%
November 2025	52.40%
December 2025	52.16%

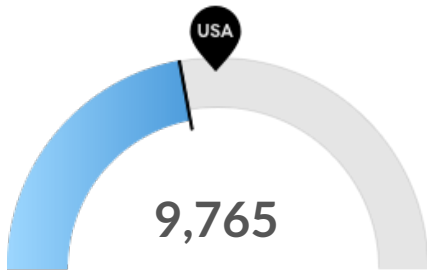
Unemployment Rate Trends

Roane County, TN had a December 2025 unemployment rate of 3.45%, **decreasing from 6.47%** 5 years before.



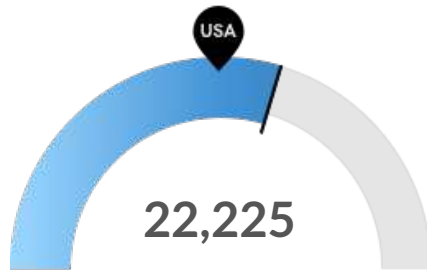
Timeframe	Unemployment Rate
2020	6.47%
2021	4.23%
2022	3.71%
2023	3.61%
2024	3.81%
January - August 2025	3.77%
October 2025	3.72%
November 2025	3.93%
December 2025	3.45%

Population Characteristics



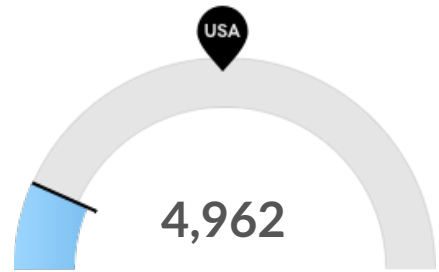
Millennials

Roane County, TN has 9,765 millennials (ages 25-39). The national average for an area this size is 11,616.



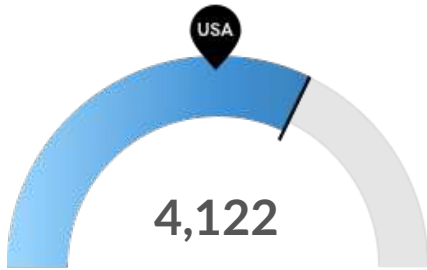
Retiring Soon

Retirement risk is high in Roane County, TN. The national average for an area this size is 17,157 people 55 or older, while there are 22,225 here.



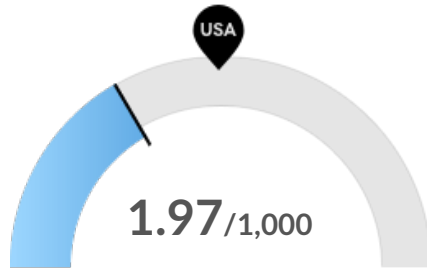
Racial Diversity

Racial diversity is low in Roane County, TN. The national average for an area this size is 24,137 racially diverse people, while there are 4,962 here.



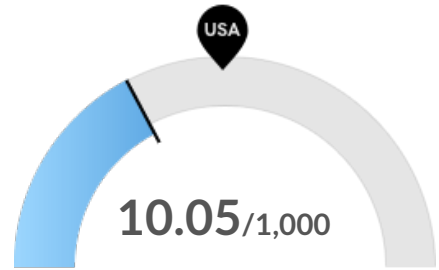
Veterans

Roane County, TN has 4,122 veterans. The national average for an area this size is 2,766.



Violent Crime

Roane County, TN has 1.97 violent crimes per 1,000 people. The national rate is 3.38 per 1,000 people.

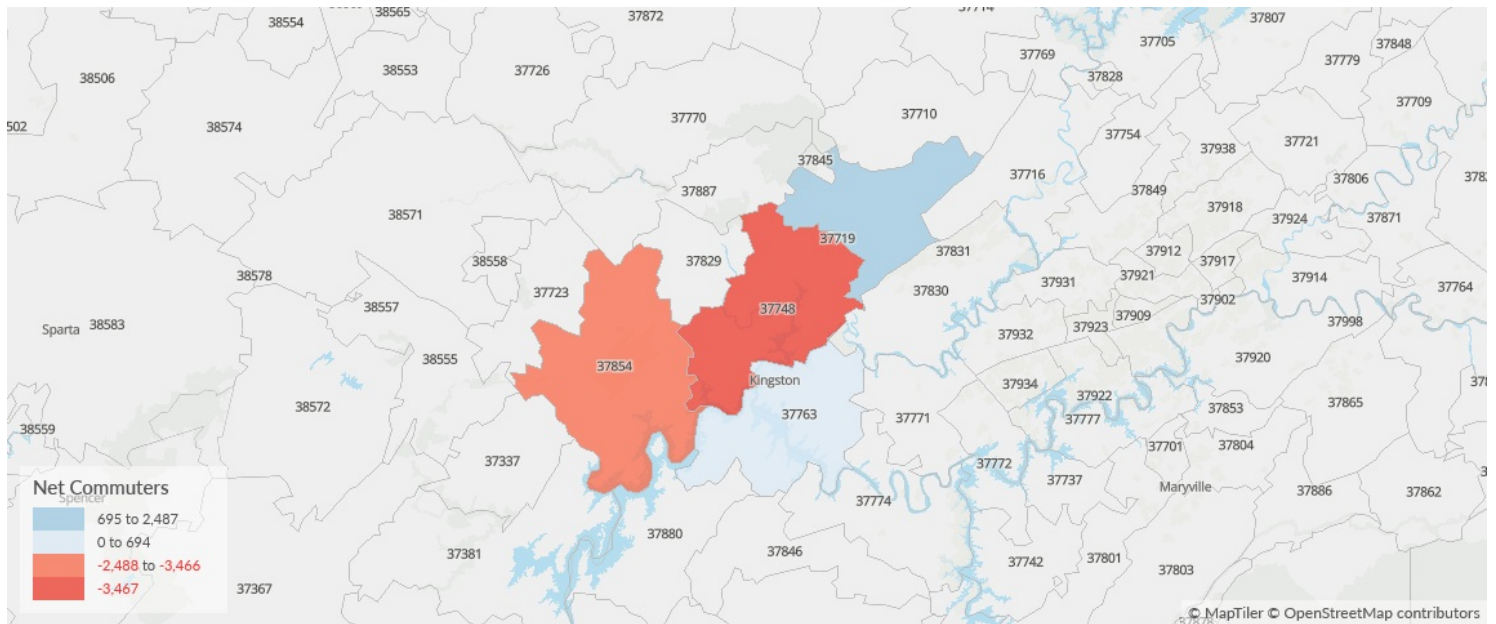


Property Crime

Roane County, TN has 10.05 property crimes per 1,000 people. The national rate is 16.44 per 1,000 people.

Place of Work vs Place of Residence

Understanding where talent in Roane County, TN currently works compared to where talent lives can help you optimize site decisions. For example, the #1 ranked ZIP for employment ranks #2 for resident workers. The top ZIP for resident workers is 37748.



Where Talent Works

ZIP	Name	2025 Employment
37763	Kingston, TN (in Roane ...	8,499
37840	Oliver Springs, TN (in Ro...	5,294
37748	Harriman, TN (in Roane ...	5,221
37854	Rockwood, TN (in Roan...	3,006

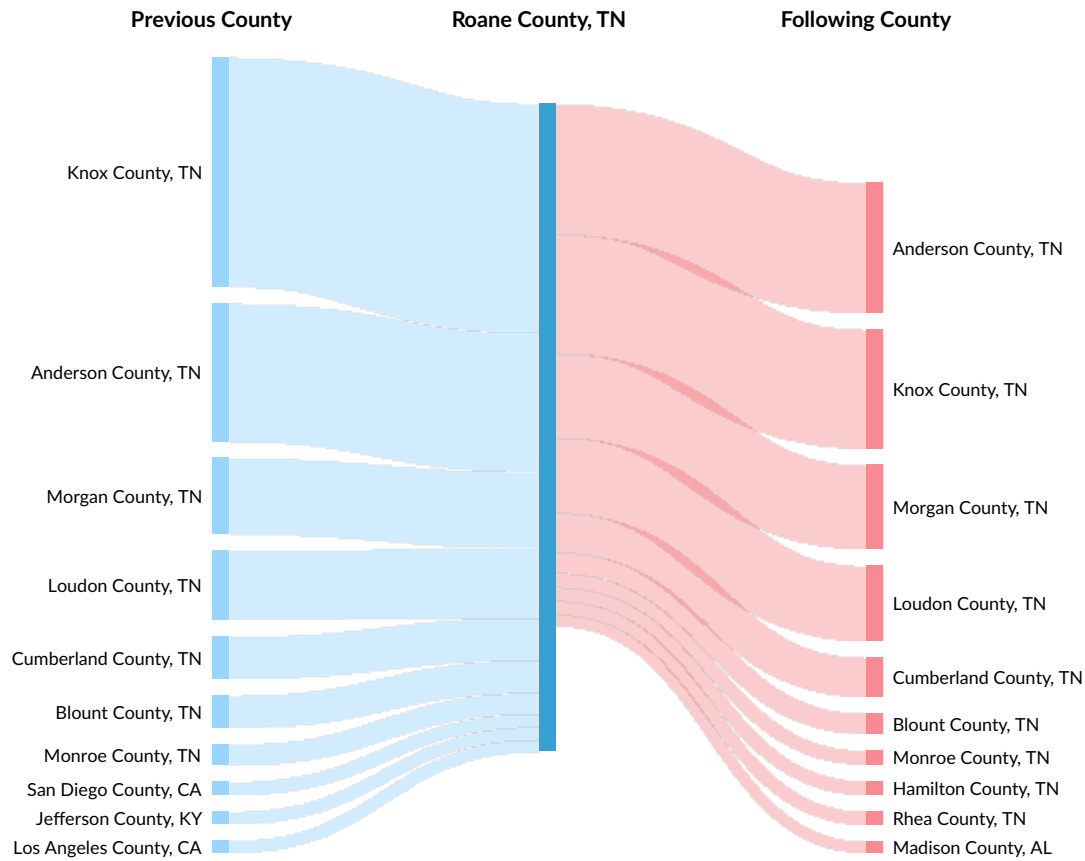
Where Talent Lives

ZIP	Name	2025 Workers
37748	Harriman, TN (in Roane ...	8,688
37763	Kingston, TN (in Roane ...	8,257
37854	Rockwood, TN (in Roan...	5,493
37840	Oliver Springs, TN (in Ro...	4,599

Inbound and Outbound Migration

The table below analyzes past and current residents of Roane County, TN. The left column shows residents of other counties migrating to Roane County, TN. The right column shows residents migrating from Roane County, TN to other counties.

As of 2022, 604 people have migrated from Knox County, TN to Roane County, TN. In the same year, 343 people left Roane County, TN migrating to Anderson County, TN. The total Net Migration for Roane County, TN in 2022 was 1,149.

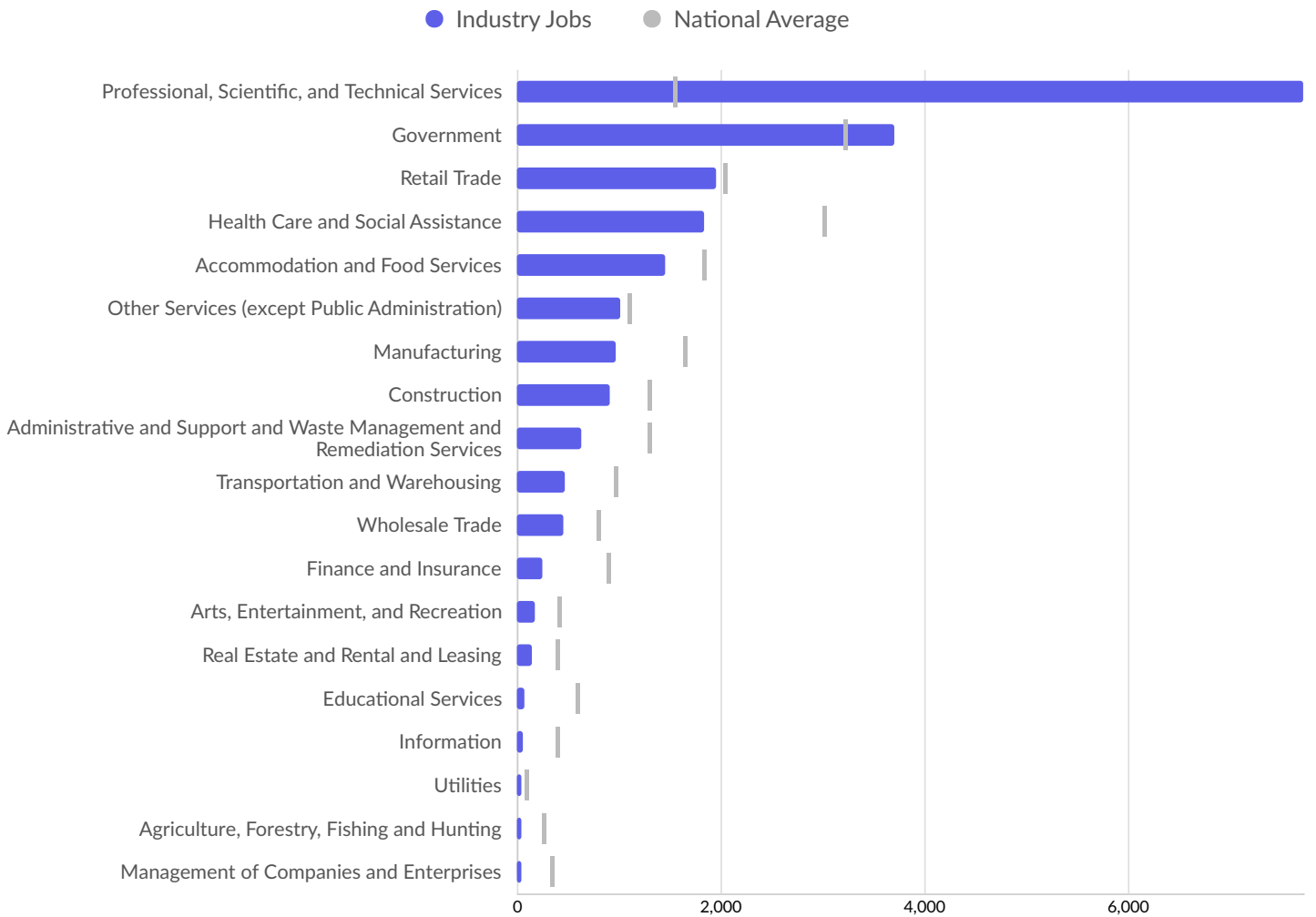


Top Previous Counties	Migrations
Knox County, TN	604
Anderson County, TN	364
Morgan County, TN	200
Loudon County, TN	183
Cumberland County, TN	112
Blount County, TN	86

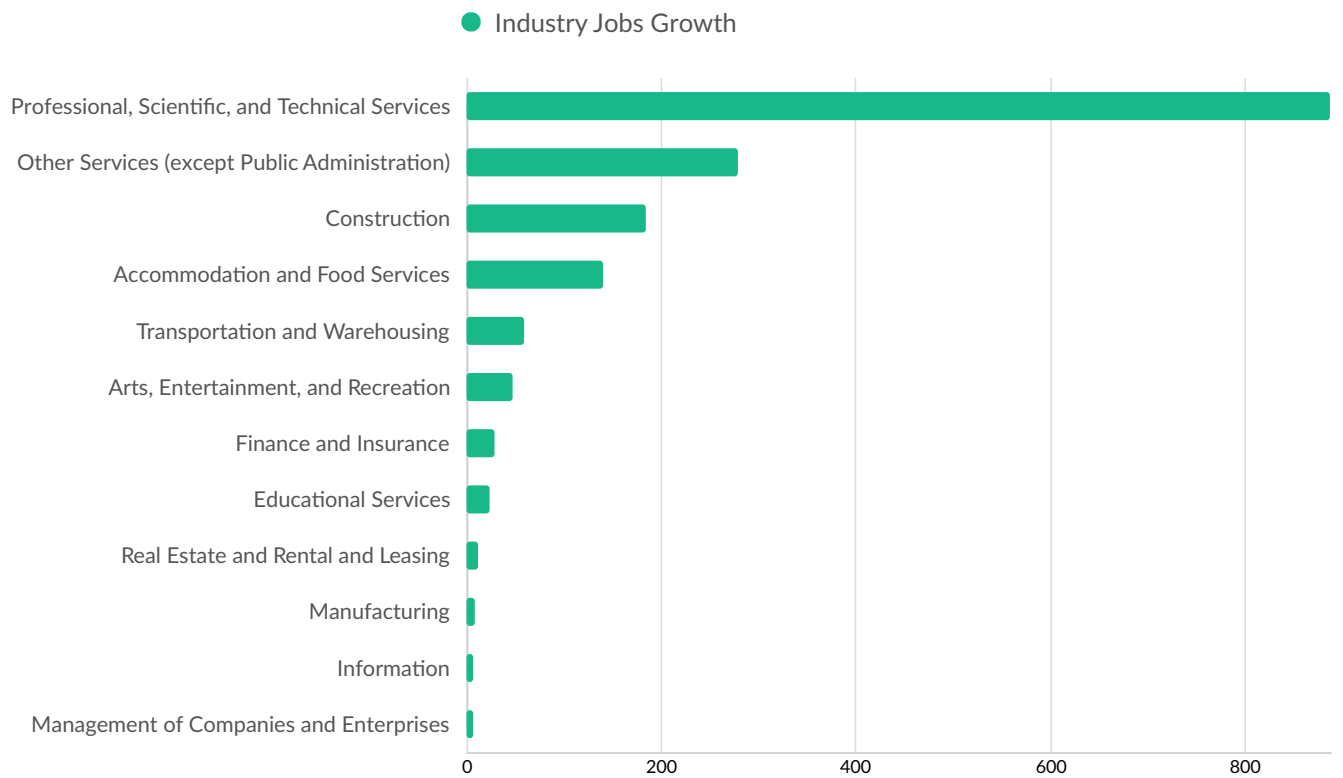
Top Previous Counties	Migrations
Monroe County, TN	55
San Diego County, CA	35
Jefferson County, KY	33
Los Angeles County, CA	33
Cook County, IL	31
Putnam County, TN	30
Hamilton County, TN	29
Meigs County, TN	26
McMinn County, TN	25
Top Following Counties	Migrations
Anderson County, TN	343
Knox County, TN	313
Morgan County, TN	222
Loudon County, TN	198
Cumberland County, TN	104
Blount County, TN	54
Monroe County, TN	37
Hamilton County, TN	36
Rhea County, TN	36
Madison County, AL	31
Putnam County, TN	26
McMinn County, TN	23
Alamance County, NC	21
Rockwall County, TX	20
Columbia County, GA	20

Industry Characteristics

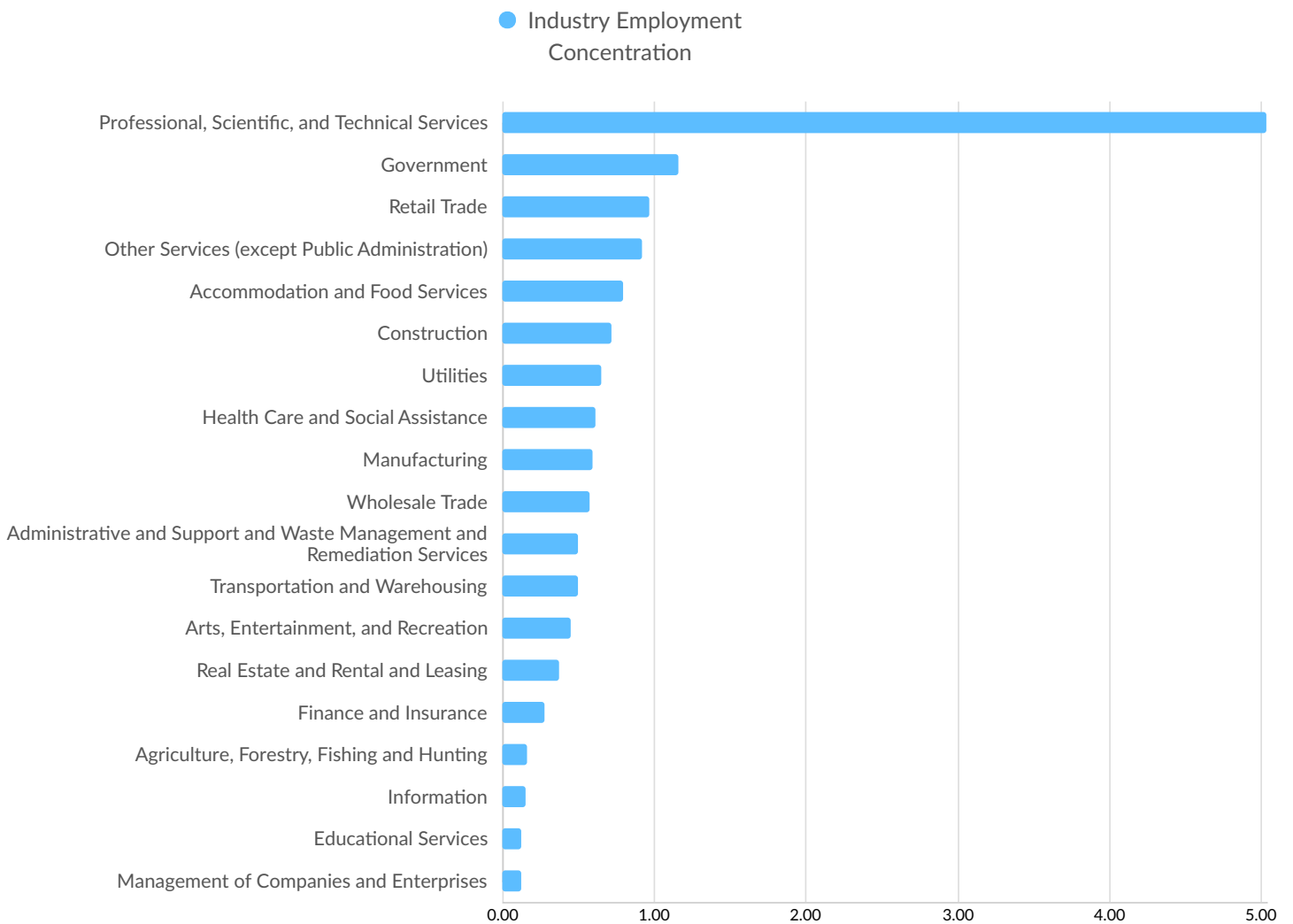
Largest Industries



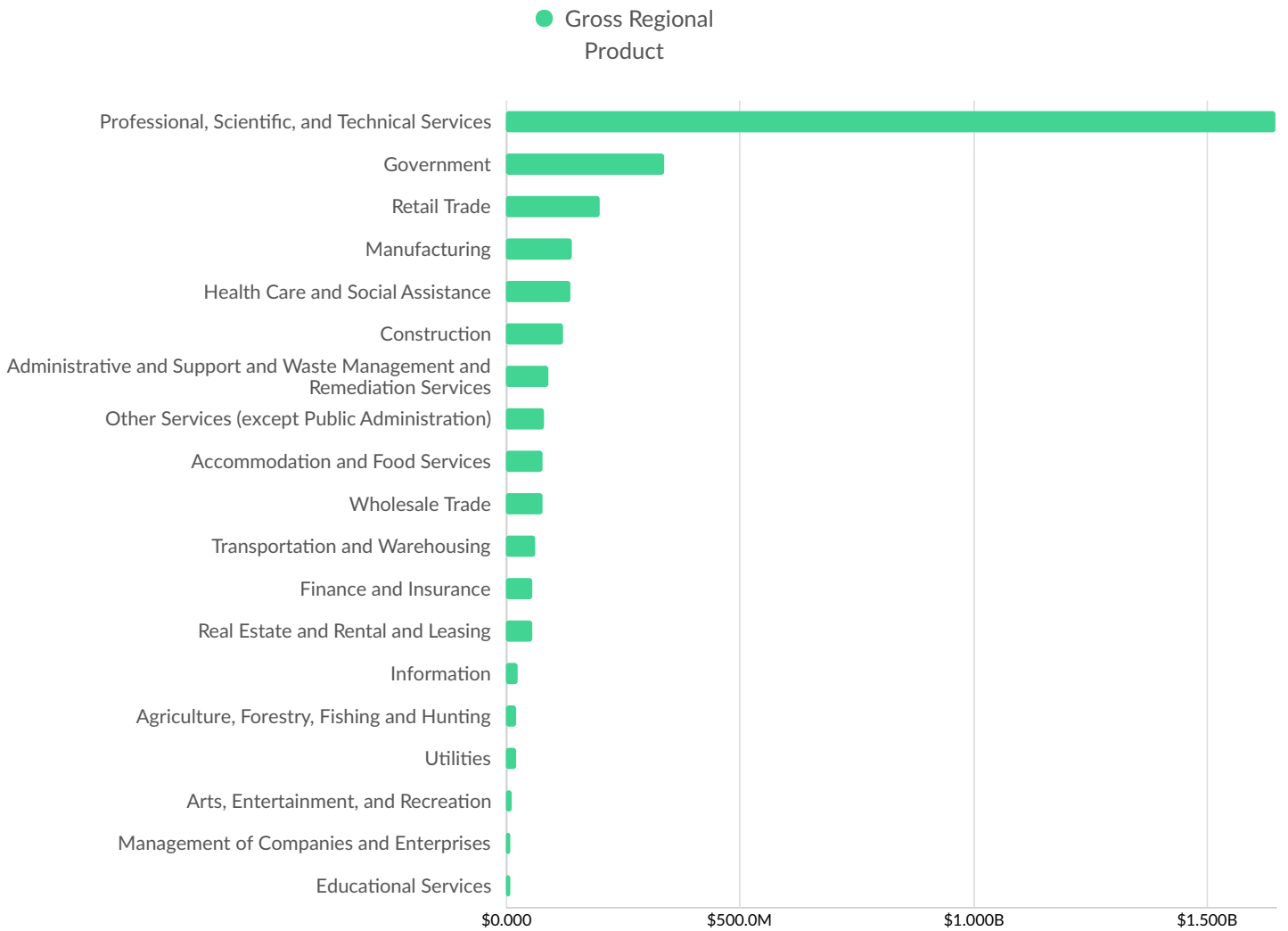
Top Growing Industries



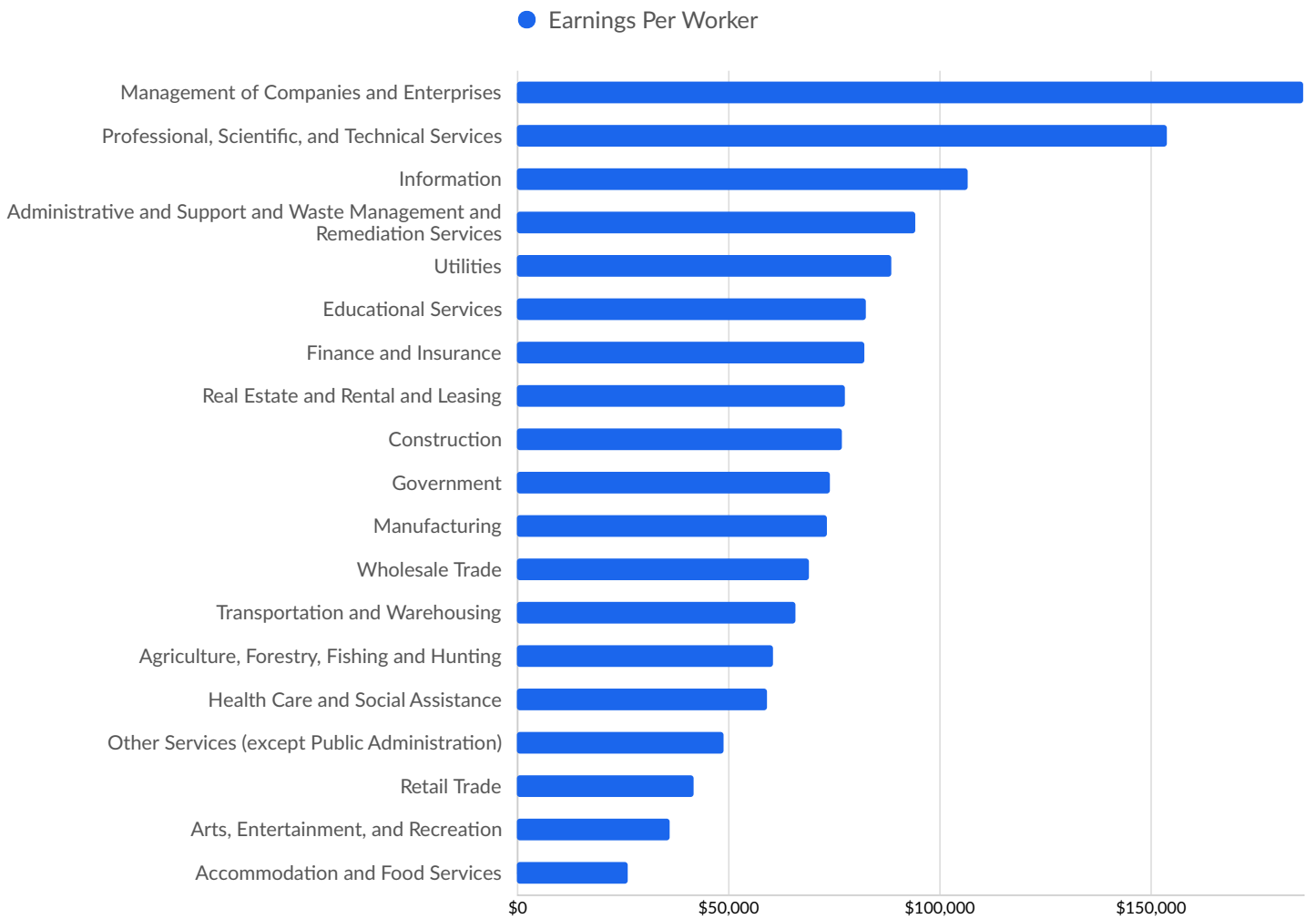
Top Industry Employment Concentration



Top Industry GRP























Top Industry Earnings



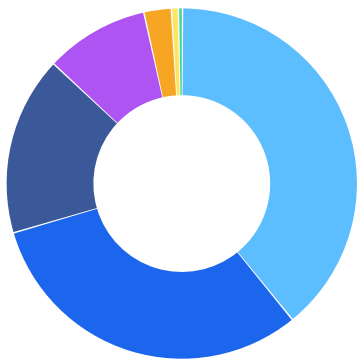
Business Characteristics

4,673 Companies Employ Your Workers

Online profiles for your workers mention 4,673 companies as employers, with the top 10 appearing below. In the last 12 months, 545 companies in Roane County, TN posted job postings, with the top 10 appearing below.

Top Companies	Profiles	Top Companies Posting	Unique Postings
Roane County Schools	319 	K-Va-T Food Stores	222 
Oak Ridge National Laboratory	209 	Food City	181 
Roane State Community College	155 	Roane County Schools	107 
Tennessee Valley Authority	121 	Black & Veatch	102 
Covenant Health	108 	Roane Medical Center	86 
Y-12 National Security Complex	105 	Dollar General	83 
State of Tennessee	77 	Covenant Health	79 
Michael Dunn Center	68 	Domino's Pizza	74 
Ucor Management	64 	Tennessee Board of Regents	68 
Walmart	63 	Bvci	55 

Business Size

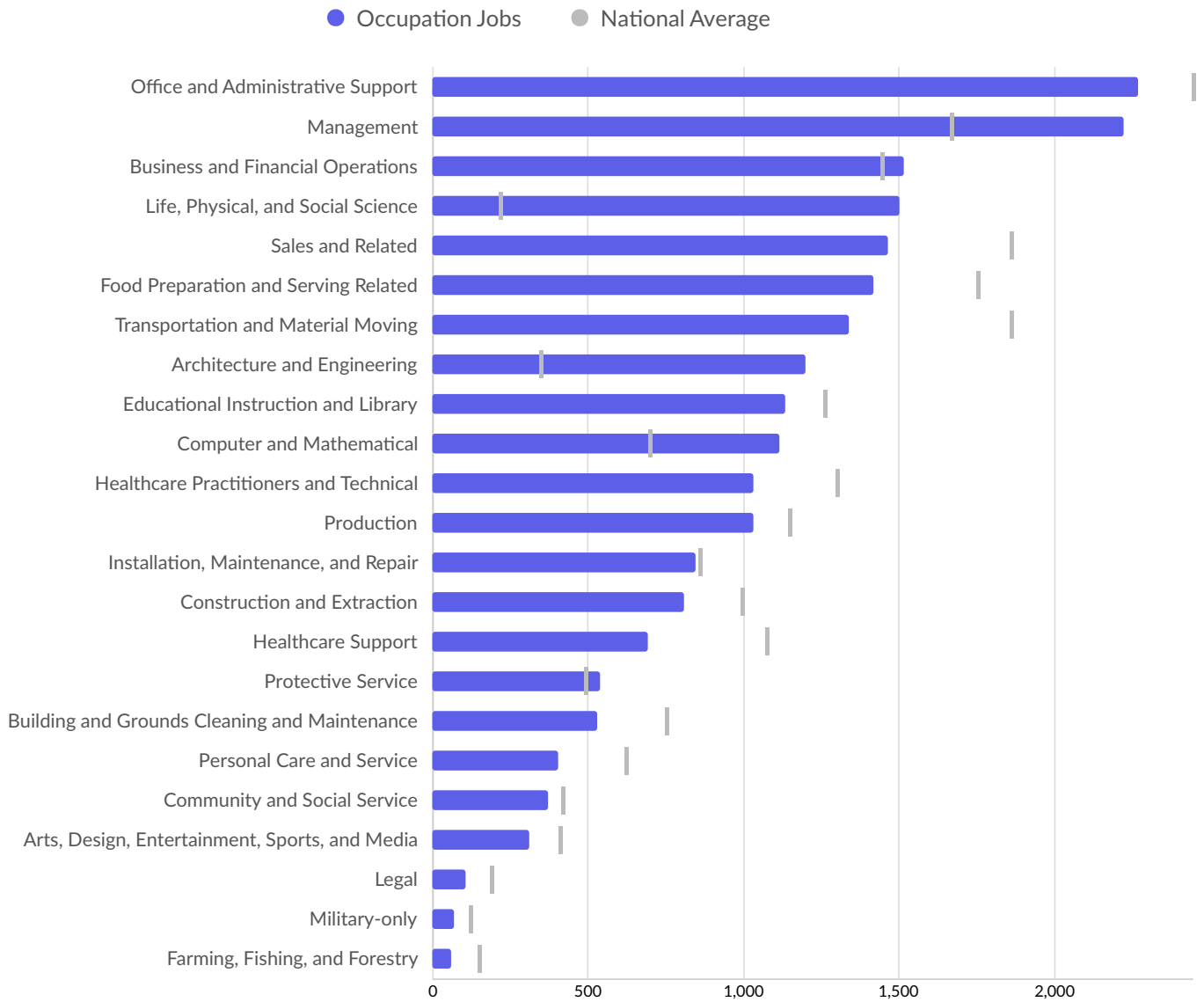


	Percentage	Business Count
● 1 to 4 employees	39.1%	727
● 5 to 9 employees	31.3%	583
● 10 to 19 employees	16.5%	307
● 20 to 49 employees	9.6%	178
● 50 to 99 employees	2.5%	47
● 100 to 249 employees	0.6%	12
● 250 to 499 employees	0.4%	7

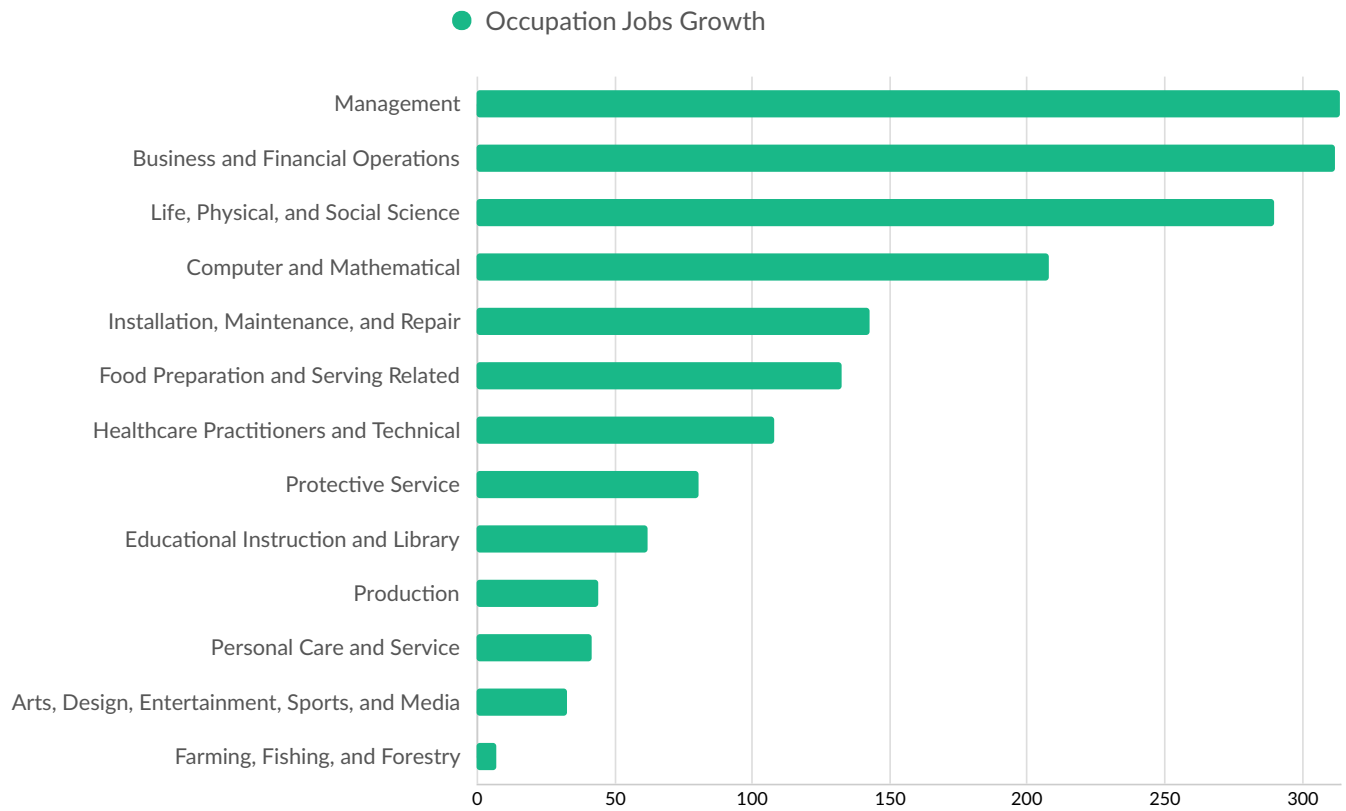
**Business Data by DatabaseUSA.com is third-party data provided by Lightcast to its customers as a convenience, and Lightcast does not endorse or warrant its accuracy or consistency with other published Lightcast data. In most cases, the Business Count will not match total companies with profiles on the summary tab.*

Workforce Characteristics

Largest Occupations

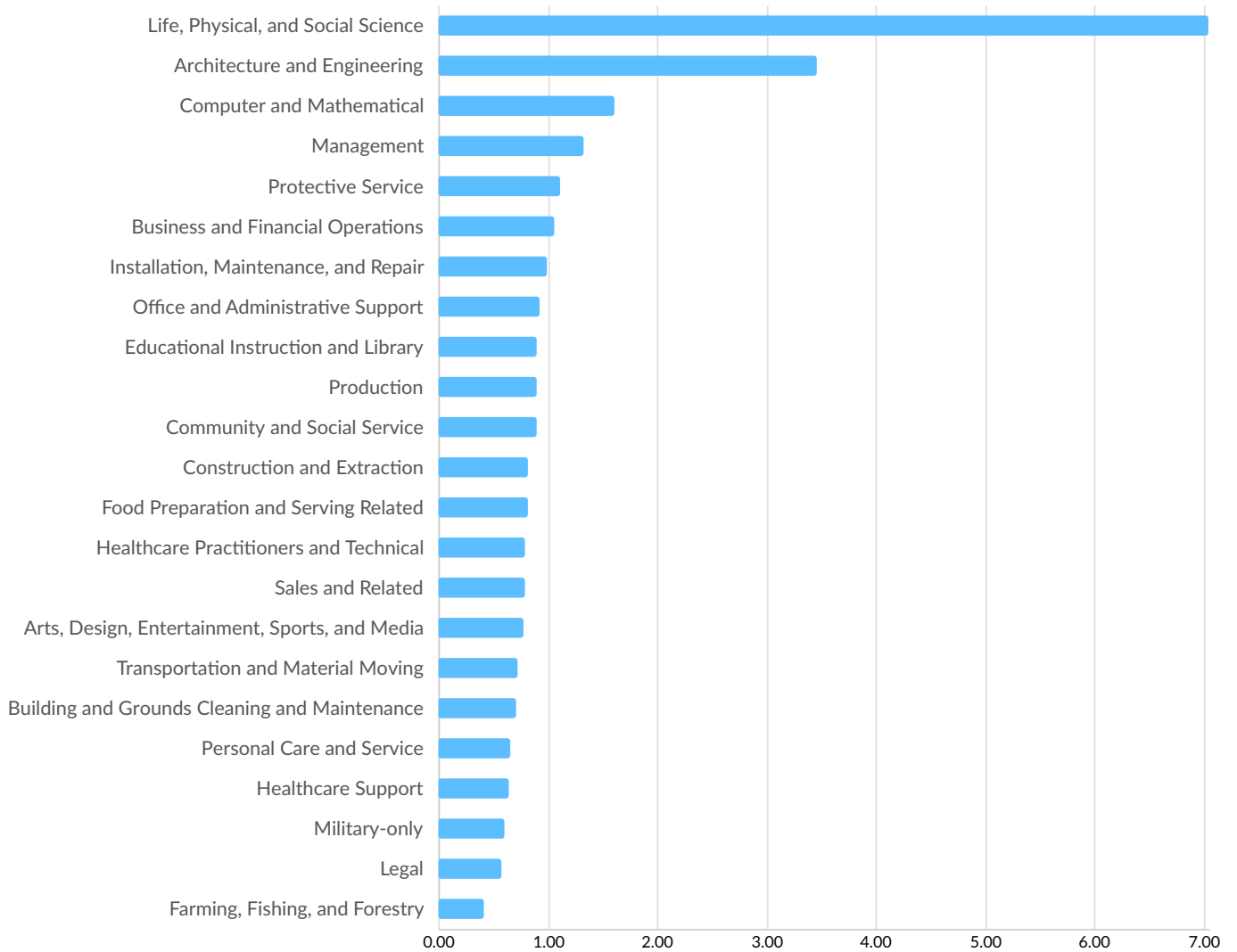


Top Growing Occupations

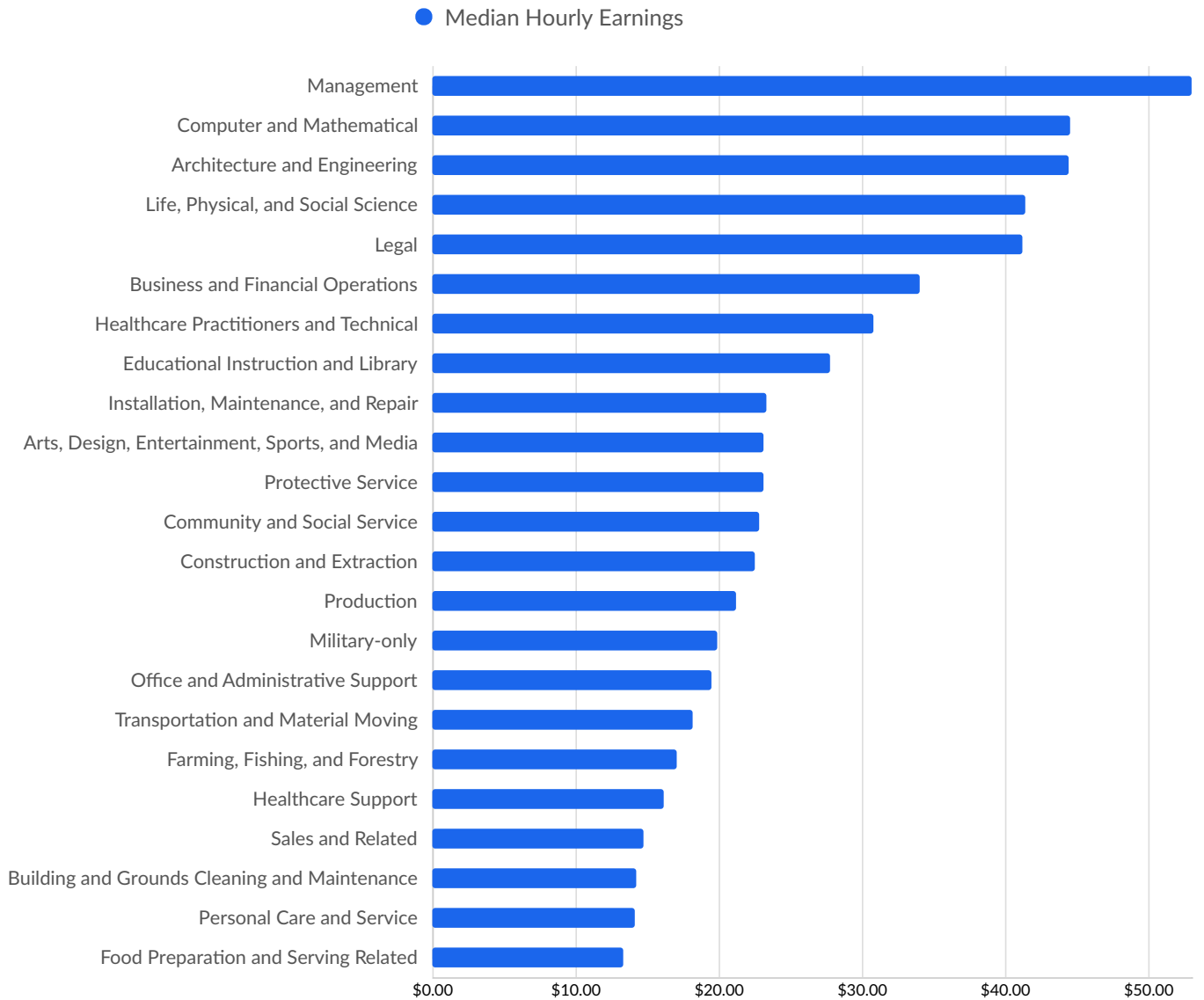


Top Occupation Employment Concentration

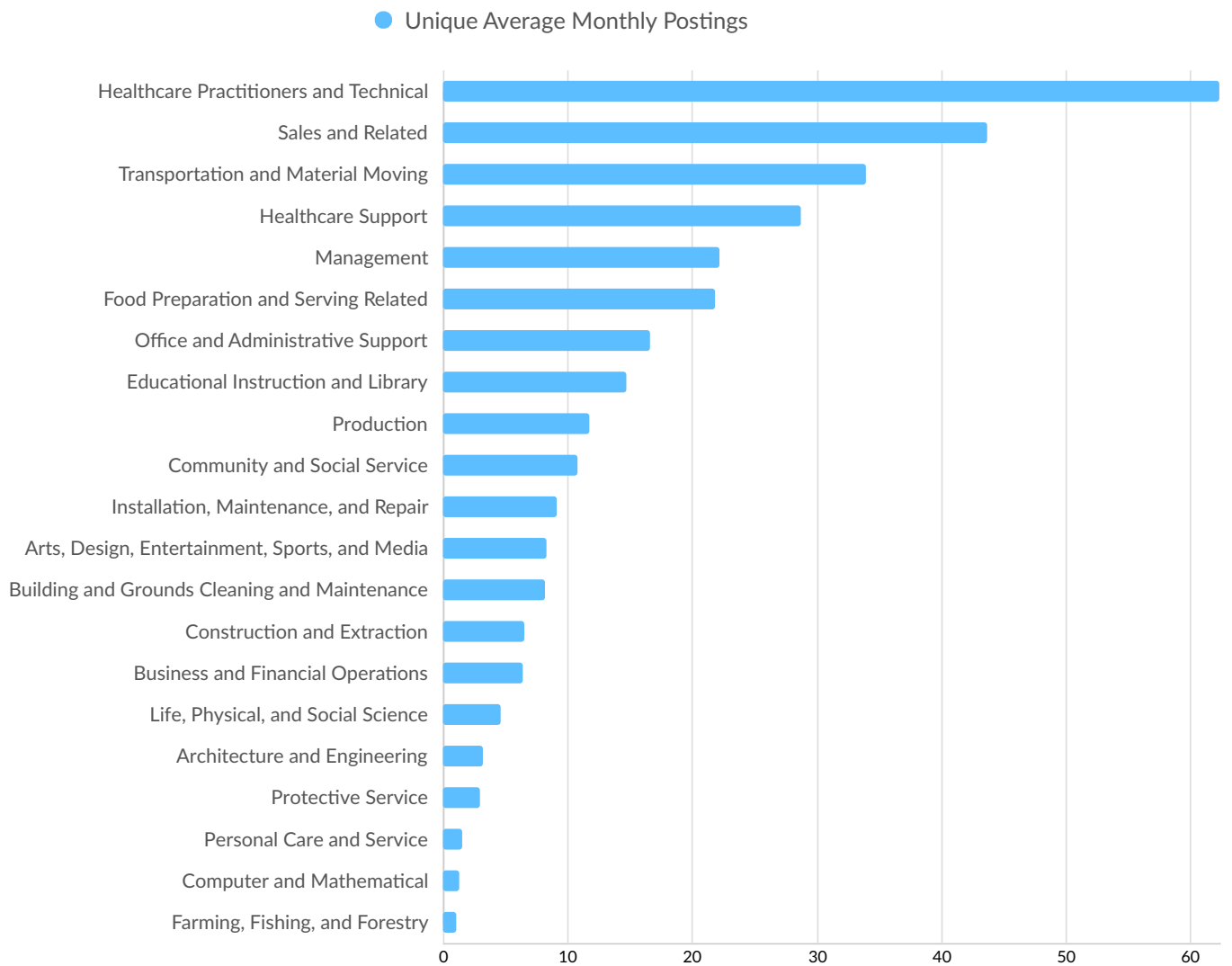
● Occupation Employment Concentration



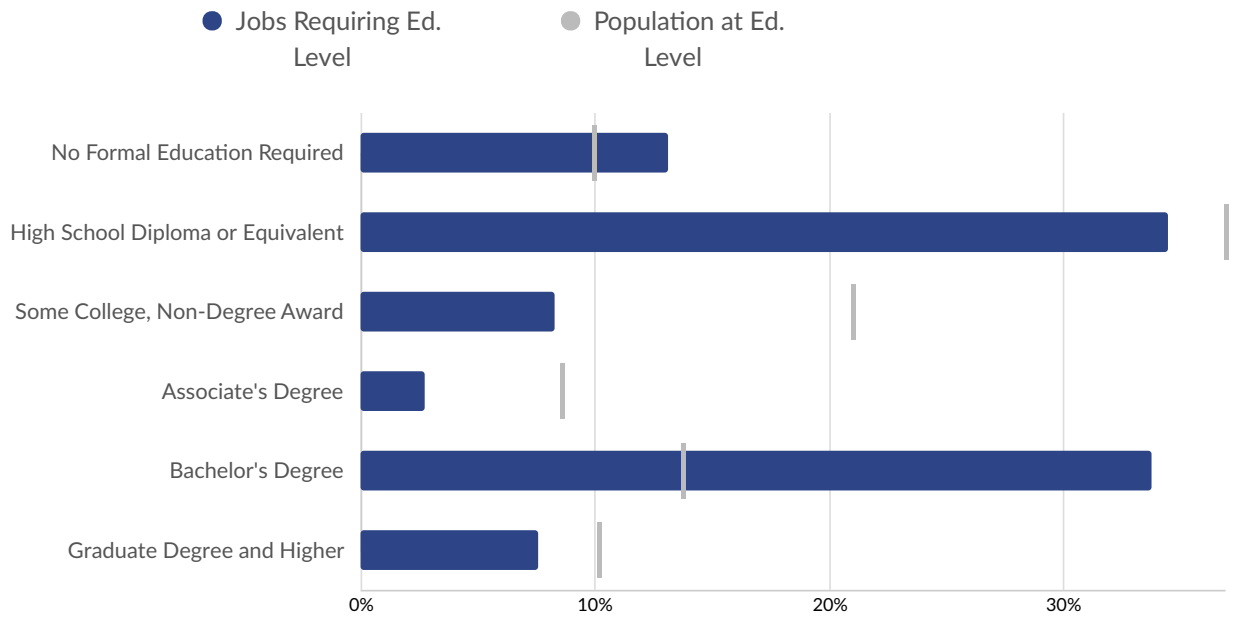
Top Occupation Earnings



Top Posted Occupations







Underemployment



Educational Pipeline

In 2024, there were 1,202 graduates in Roane County, TN. This pipeline has shrunk by 8% over the last 5 years. The highest share of these graduates come from "Liberal Arts and Sciences/Liberal Studies" (Associate's), "Emergency Medical Technology/Technician (EMT Paramedic)" (Certificate), and "Registered Nursing/Registered Nurse" (Associate's).

School	Total Graduates (2024)	Graduate Trend (2020 - 2024)
Roane State Community College	1,041 	
Tennessee College of Applied Technology-Harriman	161 	

- Certificate
- Associate's
- Bachelor's
- Master's or Higher

In-Demand Skills

