



Claiborne County, TN



**EAST
TENNESSEE**
Moving Mountains.

Tennessee

Contents

Report Parameters	1
Economy Overview	2
Unemployment by Demographics	4
Historic & Projected Trends	8
Population Characteristics	12
Inbound and Outbound Migration	14
Industry Characteristics	16
Business Characteristics	21
Workforce Characteristics	23
Educational Pipeline	29
In-Demand Skills	30

Report Parameters

1 County

47025 Claiborne County, TN

Class of Worker

QCEW Employees, Non-QCEW Employees, and Self-Employed

The information in this report pertains to the chosen geographical area.

Economy Overview

33,349

Population (2025)

Population **grew by 1,283** over the last 5 years and is projected to **grow by 1,064** over the next 5 years.

9,938

Total Regional Employment

Jobs **decreased by 12** over the last 5 years but are projected to **grow by 315** over the next 5 years.

\$46.6K

Median Household Income (2023)

Median household income is **\$32.0K below** the national median household income of \$78.5K.

Takeaways

- As of 2025 the region's population **increased by 4.0%** since 2020, growing by 1,283. Population is expected to **increase by 3.2%** between 2025 and 2030, adding 1,064.
- From 2020 to 2025, jobs **declined by 0.1%** in Claiborne County, TN from 9,951 to **9,938**. This change **fell short of the national growth rate of 10.6% by 10.7%**. As the number of jobs declined, the **labor force participation rate decreased from 51.3% to 47.7% between 2020 and 2025**.
- Concerning educational attainment, **10.1% of Claiborne County, TN residents possess a Bachelor's Degree** (11.7% below the national average), and **9.4% hold an Associate's Degree** (0.5% above the national average).
- The top three industries in 2025 are Education and Hospitals (Local Government), Household and Institutional Furniture and Kitchen Cabinet Manufacturing, and Colleges, Universities, and Professional Schools.

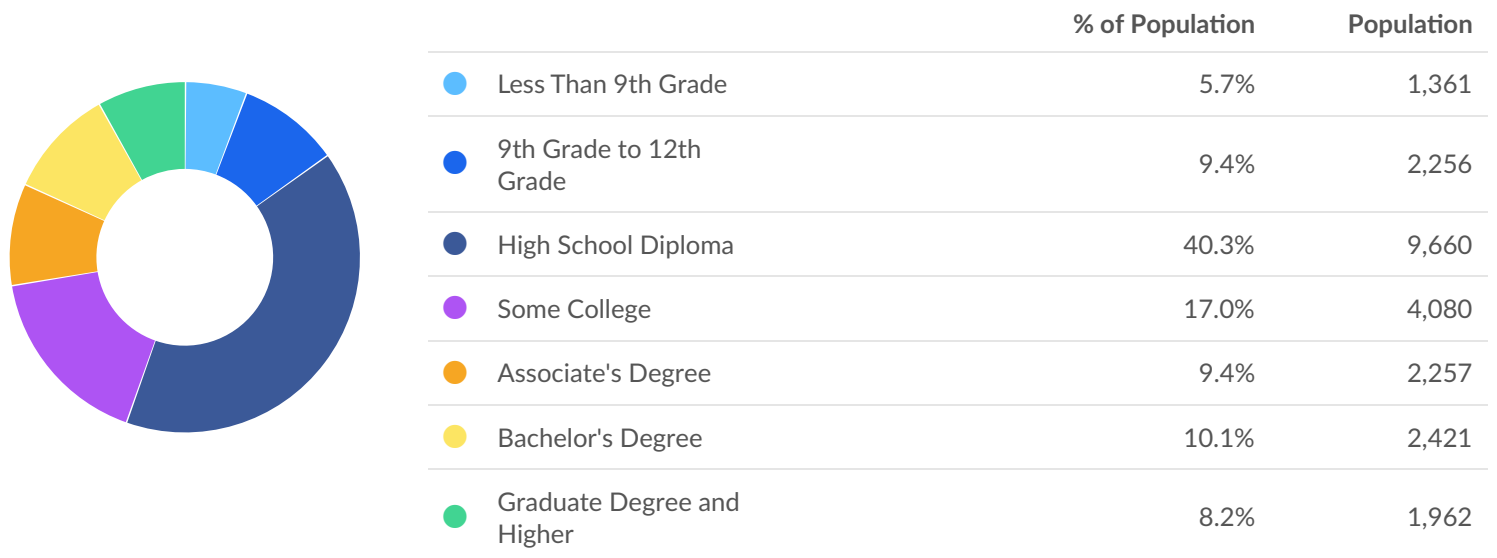
	Population (2025)	Labor Force (Dec 2025)	Jobs (2025)	Cost of Living	GRP	Imports	Exports
Region	33,349	13,106	9,938	90.6	\$1.22B	\$2.06B	\$1.41B
State	7,305,276	3,527,847	3,708,203	92.3	\$578.34B	\$461.40B	\$588.24B

Dec 2025 Labor Force Breakdown



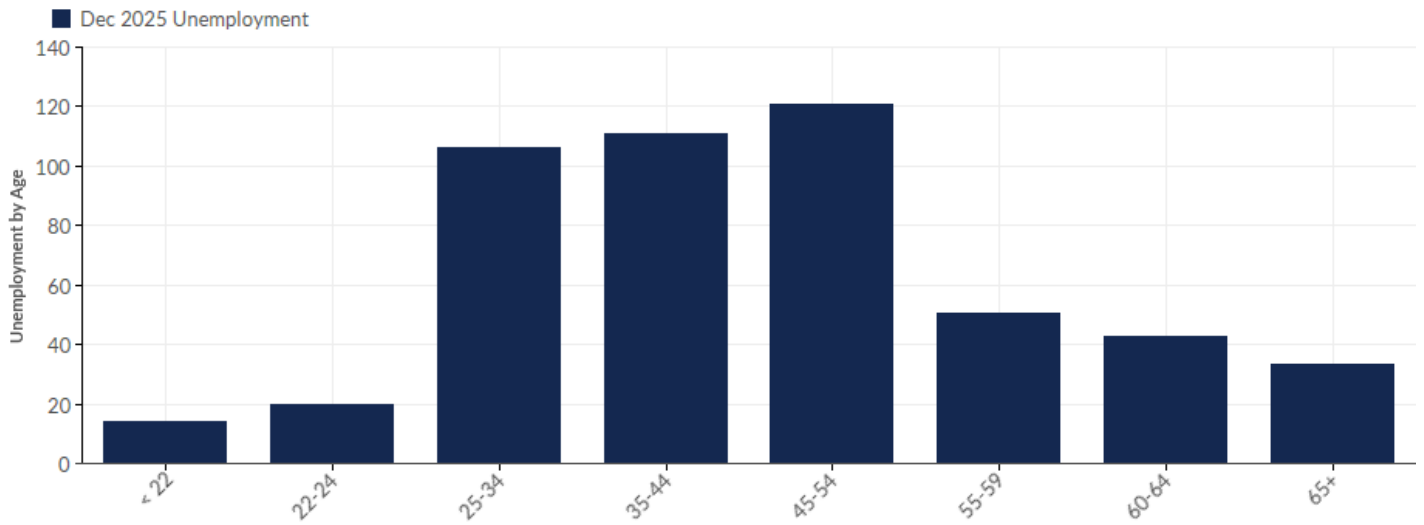
Educational Attainment

Concerning educational attainment, **10.1% of Claiborne County, TN residents possess a Bachelor's Degree** (11.7% below the national average), and **9.4% hold an Associate's Degree** (0.5% above the national average).



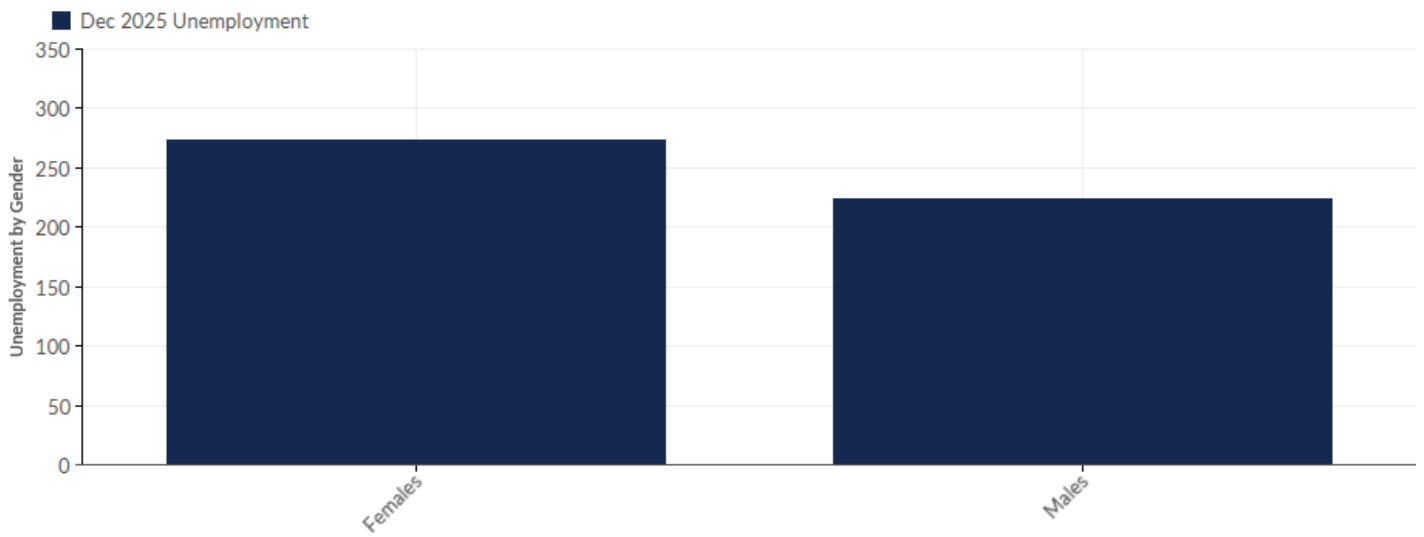
Unemployment by Demographics

Unemployment by Age



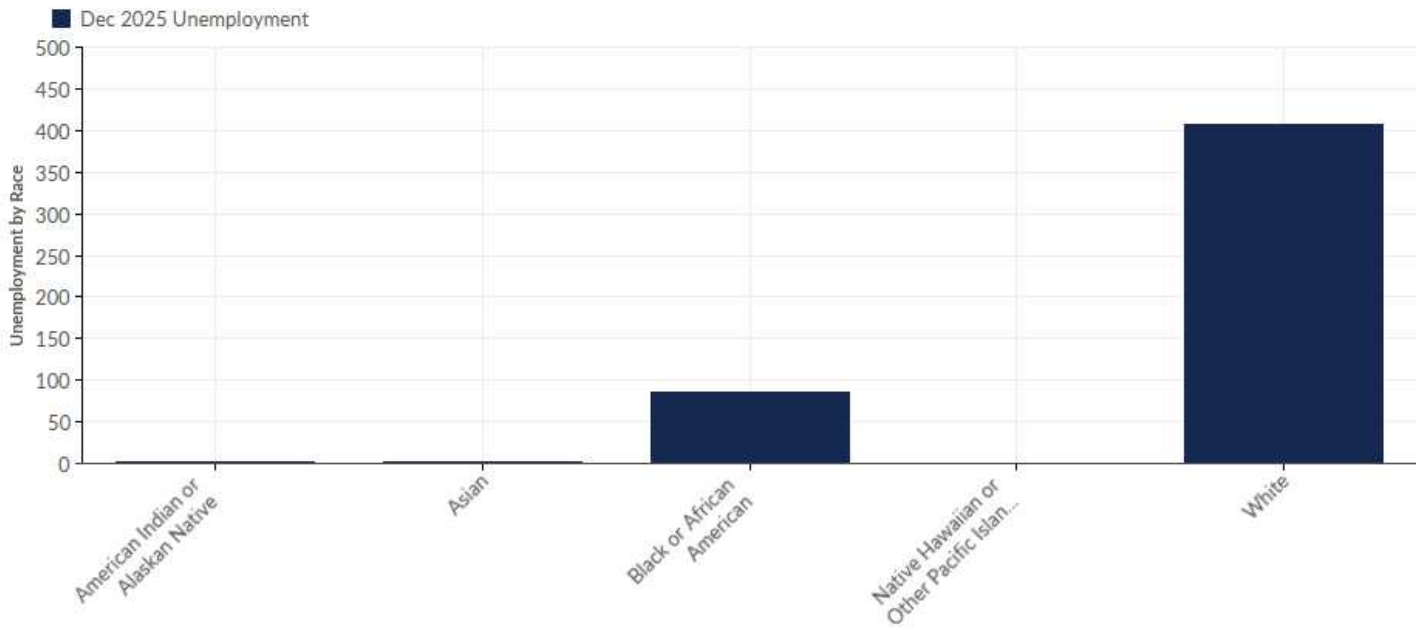
Age	Unemployment (Dec 2025)	% of Unemployed
< 22	14	2.81%
22-24	20	4.02%
25-34	106	21.29%
35-44	111	22.29%
45-54	121	24.30%
55-59	51	10.24%
60-64	43	8.63%
65+	33	6.63%
Total	498	100.00%

Unemployment by Gender



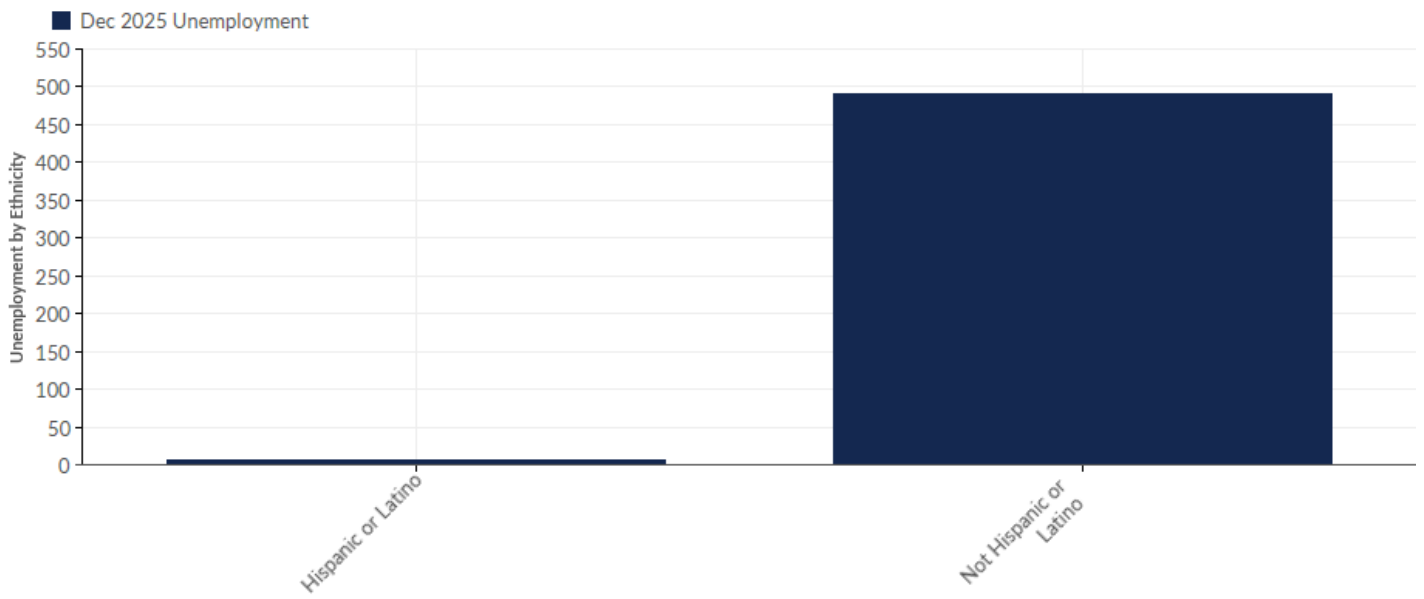
Gender	Unemployment (Dec 2025)	% of Unemployed
Females	274	55.02%
Males	224	44.98%
Total	498	100.00%

Unemployment by Race



Race	Unemployment (Dec 2025)	% of Unemployed
American Indian or Alaskan Native	2	0.40%
Asian	3	0.60%
Black or African American	86	17.27%
Native Hawaiian or Other Pacific Islander	0	0.00%
White	407	81.73%
Total	498	100.00%

Unemployment by Ethnicity

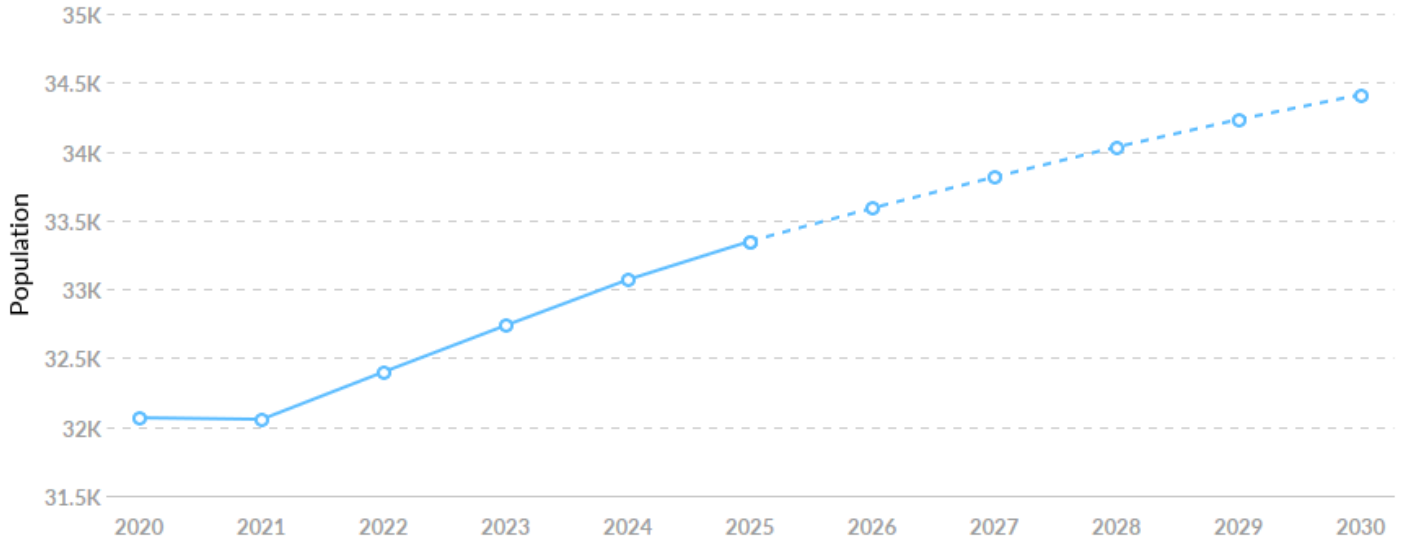


Ethnicity	Unemployment (Dec 2025)	% of Unemployed
Hispanic or Latino	7	1.41%
Not Hispanic or Latino	491	98.59%
Total	498	100.00%

Historic & Projected Trends

Population Trends

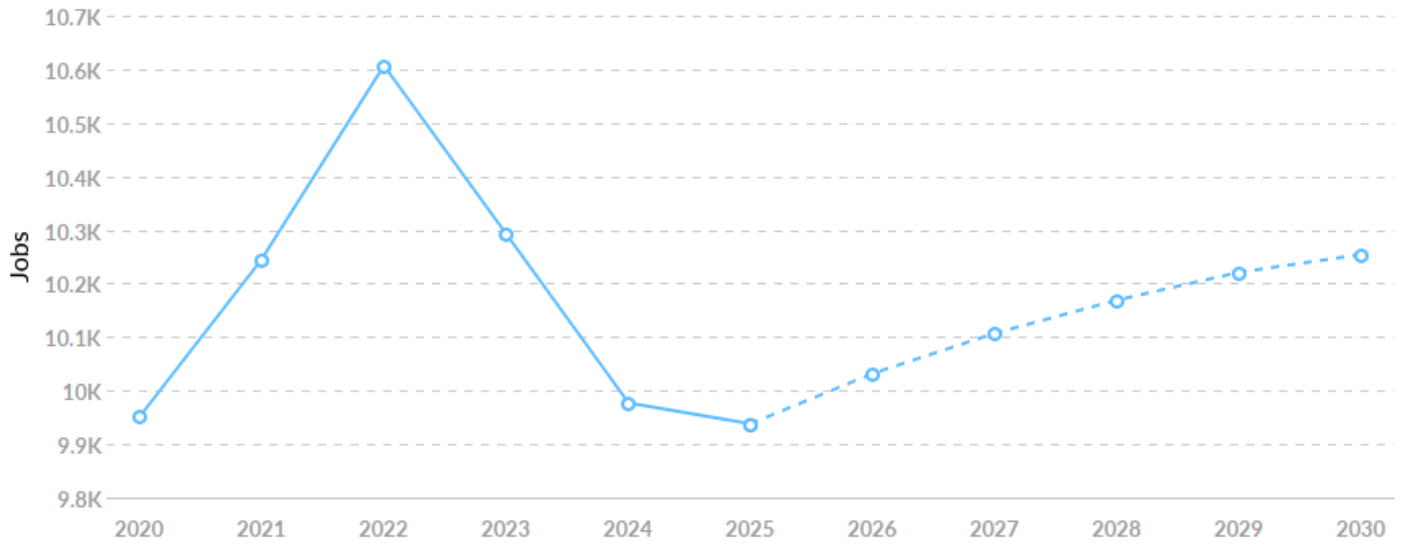
As of 2025 the region's population increased by 4.0% since 2020, growing by 1,283. Population is expected to increase by 3.2% between 2025 and 2030, adding 1,064.



Timeframe	Population
2020	32,066
2021	32,055
2022	32,400
2023	32,738
2024	33,070
2025	33,349
2026	33,589
2027	33,815
2028	34,033
2029	34,233
2030	34,413

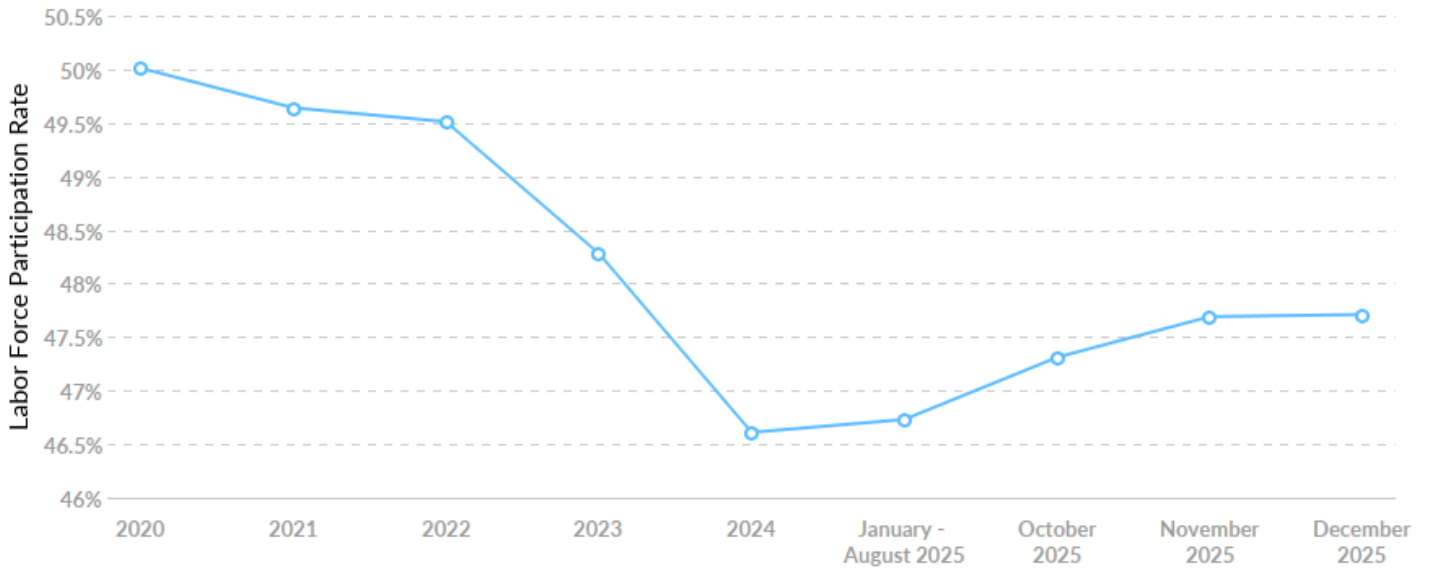
Job Trends

From 2020 to 2025, jobs declined by 0.1% in Claiborne County, TN from 9,951 to 9,938. This change fell short of the national growth rate of 10.6% by 10.7%.



Timeframe	Jobs
2020	9,951
2021	10,245
2022	10,606
2023	10,292
2024	9,977
2025	9,938
2026	10,032
2027	10,107
2028	10,169
2029	10,221
2030	10,254

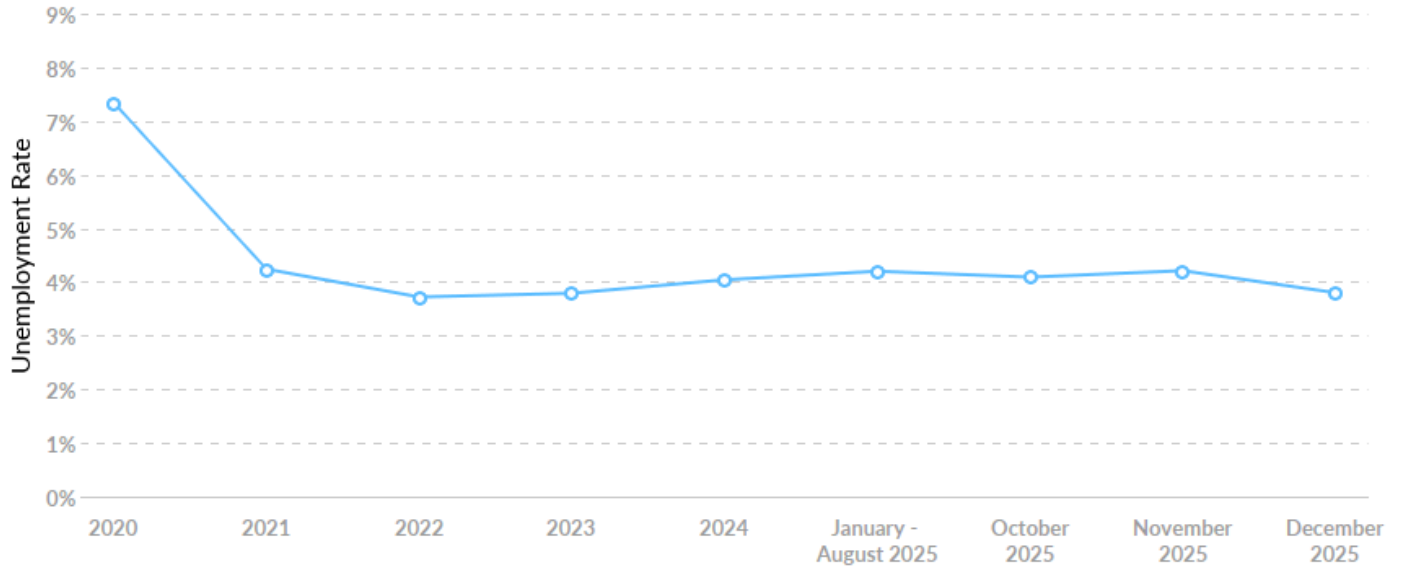
Labor Force Participation Rate Trends



Timeframe	Labor Force Participation Rate
2020	50.01%
2021	49.64%
2022	49.51%
2023	48.28%
2024	46.61%
January - August 2025	46.73%
October 2025	47.31%
November 2025	47.69%
December 2025	47.71%

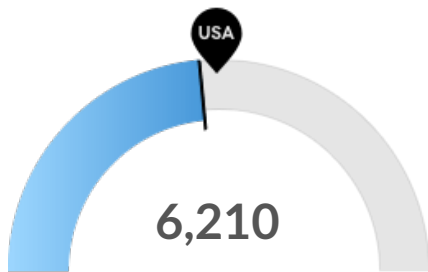
Unemployment Rate Trends

Claiborne County, TN had a December 2025 unemployment rate of 3.80%, **decreasing from 7.34%** 5 years before.



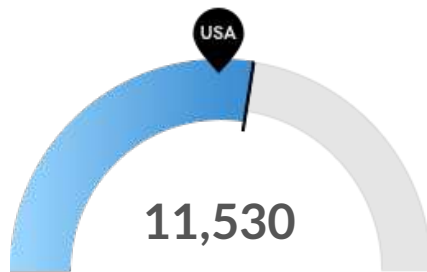
Timeframe	Unemployment Rate
2020	7.34%
2021	4.24%
2022	3.72%
2023	3.79%
2024	4.04%
January - August 2025	4.20%
October 2025	4.09%
November 2025	4.21%
December 2025	3.80%

Population Characteristics



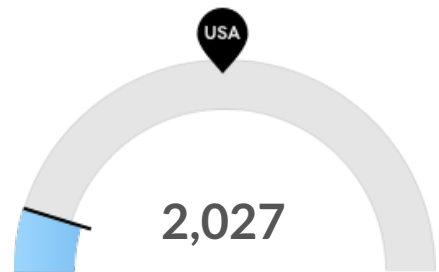
Millennials

Claiborne County, TN has 6,210 millennials (ages 25-39). The national average for an area this size is 6,770.



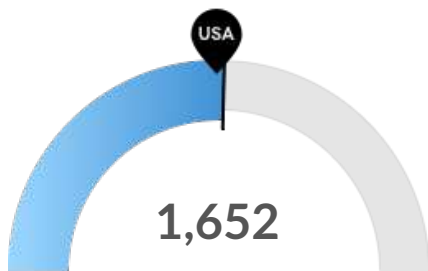
Retiring Soon

Retirement risk is high in Claiborne County, TN. The national average for an area this size is 10,000 people 55 or older, while there are 11,530 here.



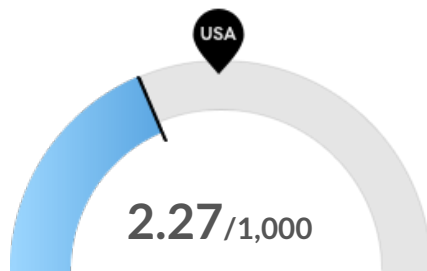
Racial Diversity

Racial diversity is low in Claiborne County, TN. The national average for an area this size is 14,067 racially diverse people, while there are 2,027 here.



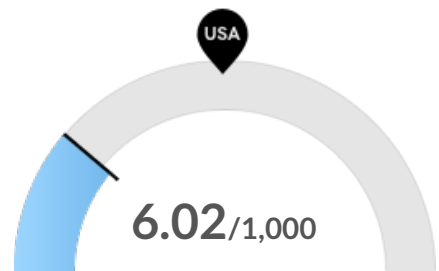
Veterans

Claiborne County, TN has 1,652 veterans. The national average for an area this size is 1,611.



Violent Crime

Claiborne County, TN has 2.27 violent crimes per 1,000 people. The national rate is 3.38 per 1,000 people.

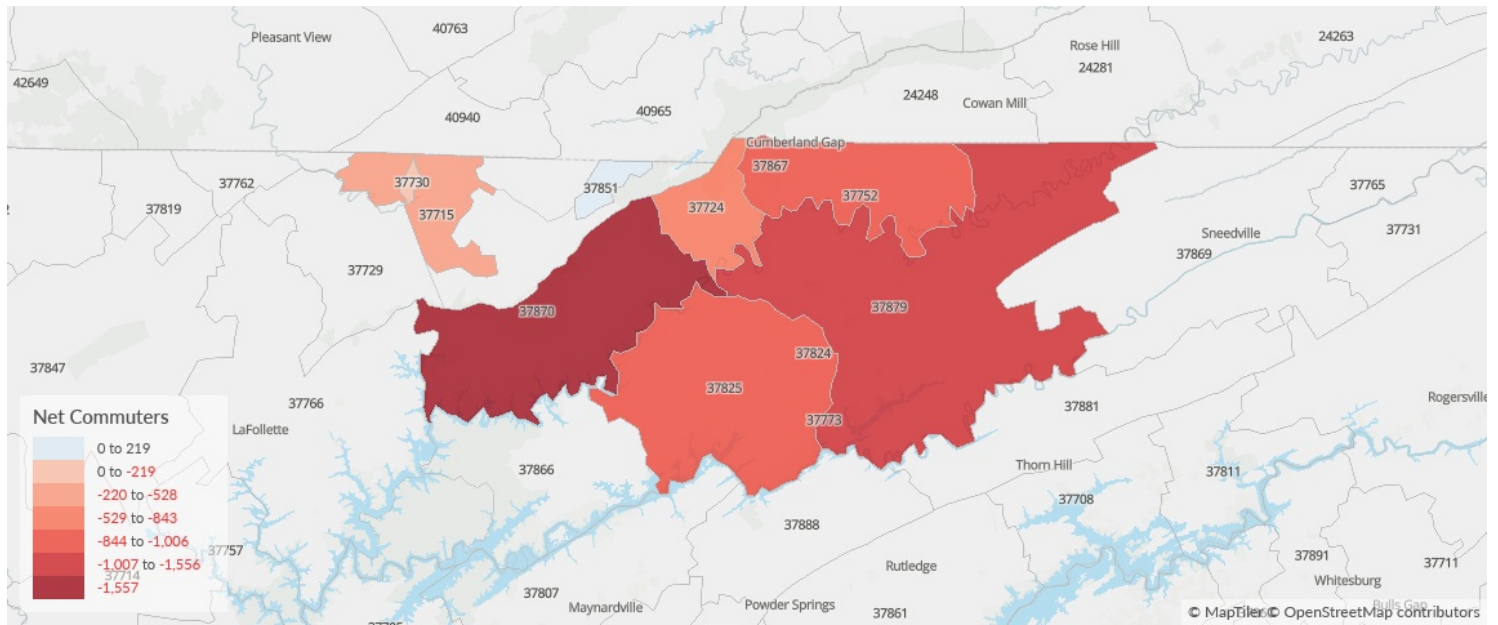


Property Crime

Claiborne County, TN has 6.02 property crimes per 1,000 people. The national rate is 16.44 per 1,000 people.

Place of Work vs Place of Residence

Understanding where talent in Claiborne County, TN currently works compared to where talent lives can help you optimize site decisions.



Where Talent Works

ZIP	Name	2025 Employment
37879	Tazewell, TN (in Claibor...)	3,638
37825	New Tazewell, TN (in Cl...)	3,231
37752	Harrogate, TN (in Claibo...)	1,836
37870	Speedwell, TN (in Claibo...)	492
37724	Cumberland Gap, TN (in...)	460

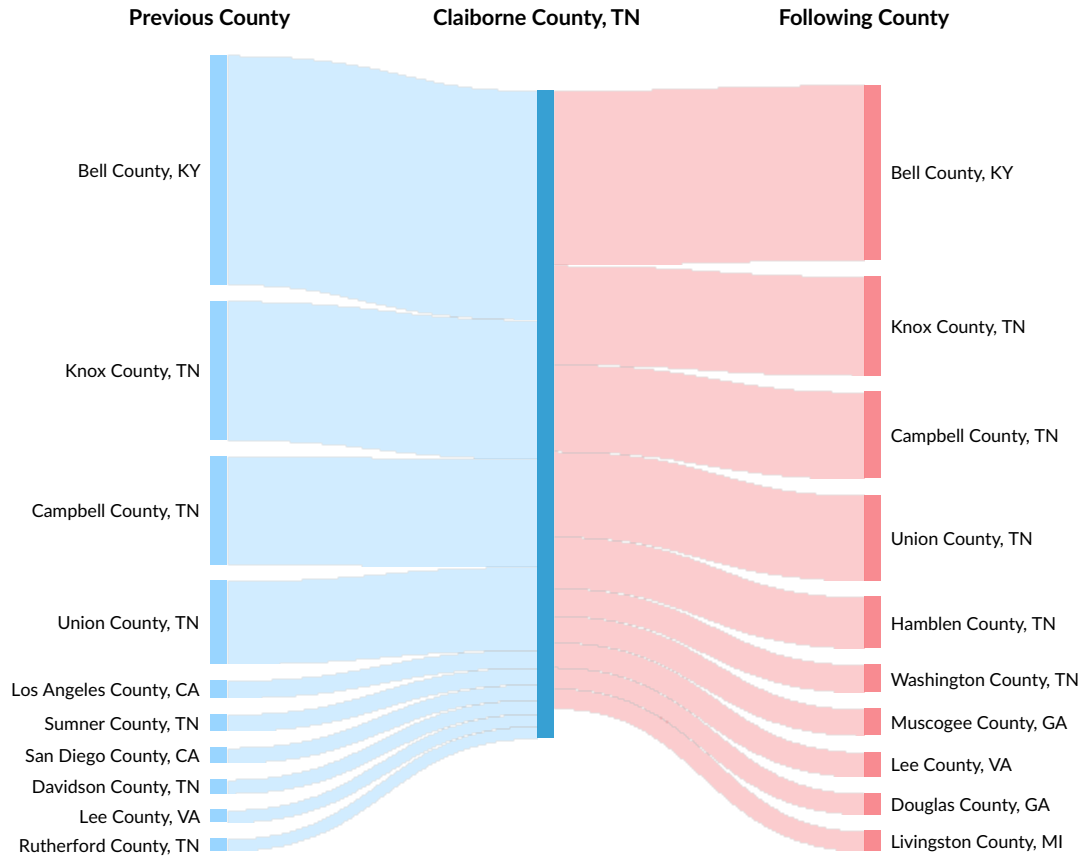
Where Talent Lives

ZIP	Name	2025 Workers
37879	Tazewell, TN (in Claibor...)	4,646
37825	New Tazewell, TN (in Cl...)	4,076
37752	Harrogate, TN (in Claibo...)	2,690
37870	Speedwell, TN (in Claibo...)	2,049
37724	Cumberland Gap, TN (in...)	989

Inbound and Outbound Migration

The table below analyzes past and current residents of Claiborne County, TN. The left column shows residents of other counties migrating to Claiborne County, TN. The right column shows residents migrating from Claiborne County, TN to other counties.

As of 2022, **178** people have migrated from Bell County, KY to Claiborne County, TN. In the same year, **135** people left Claiborne County, TN migrating to Bell County, KY. The total Net Migration for Claiborne County, TN in 2022 was **366**.

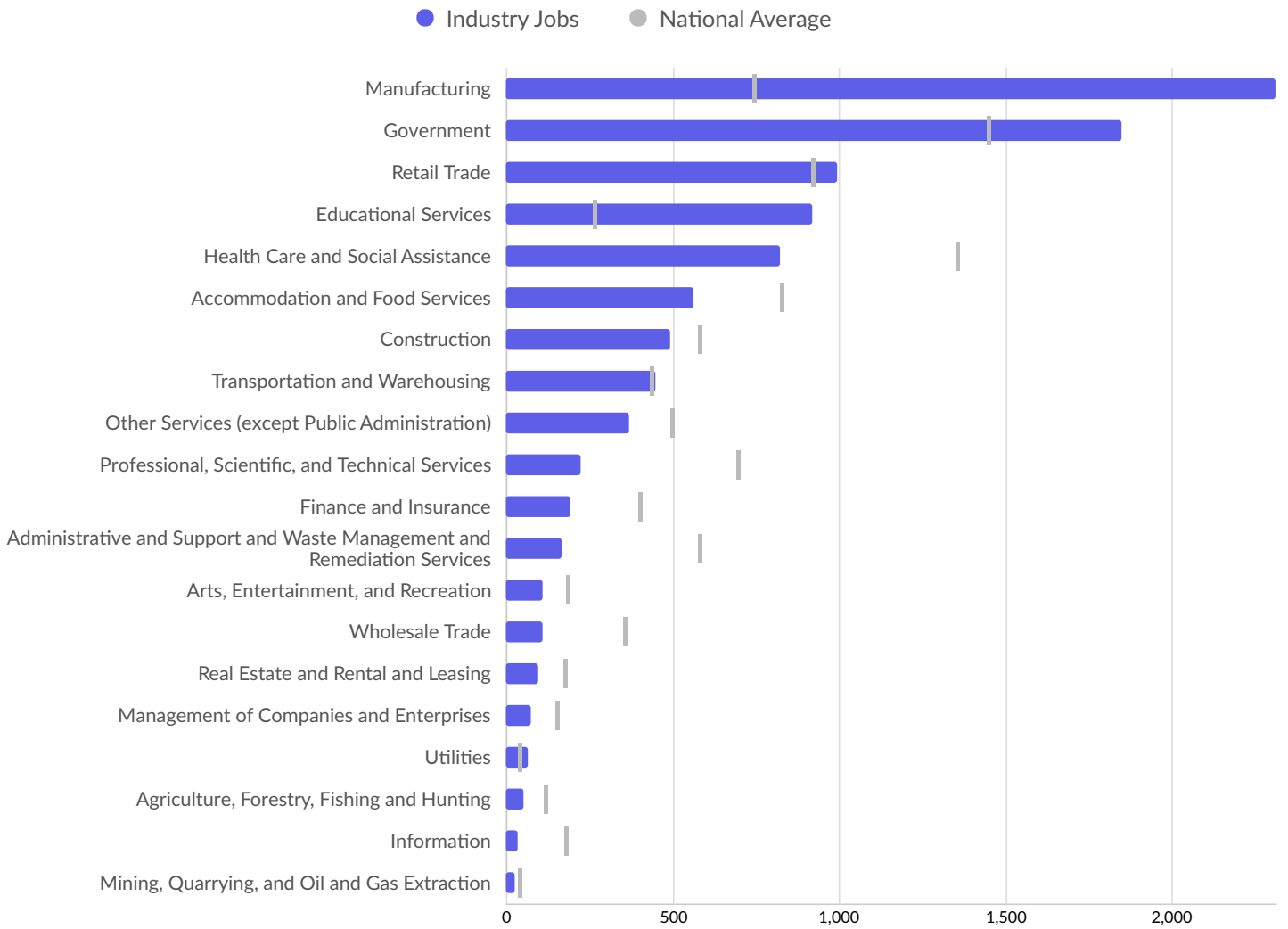


Top Previous Counties	Migrations
Bell County, KY	178
Knox County, TN	108
Campbell County, TN	84
Union County, TN	64
Los Angeles County, CA	14
Sumner County, TN	13

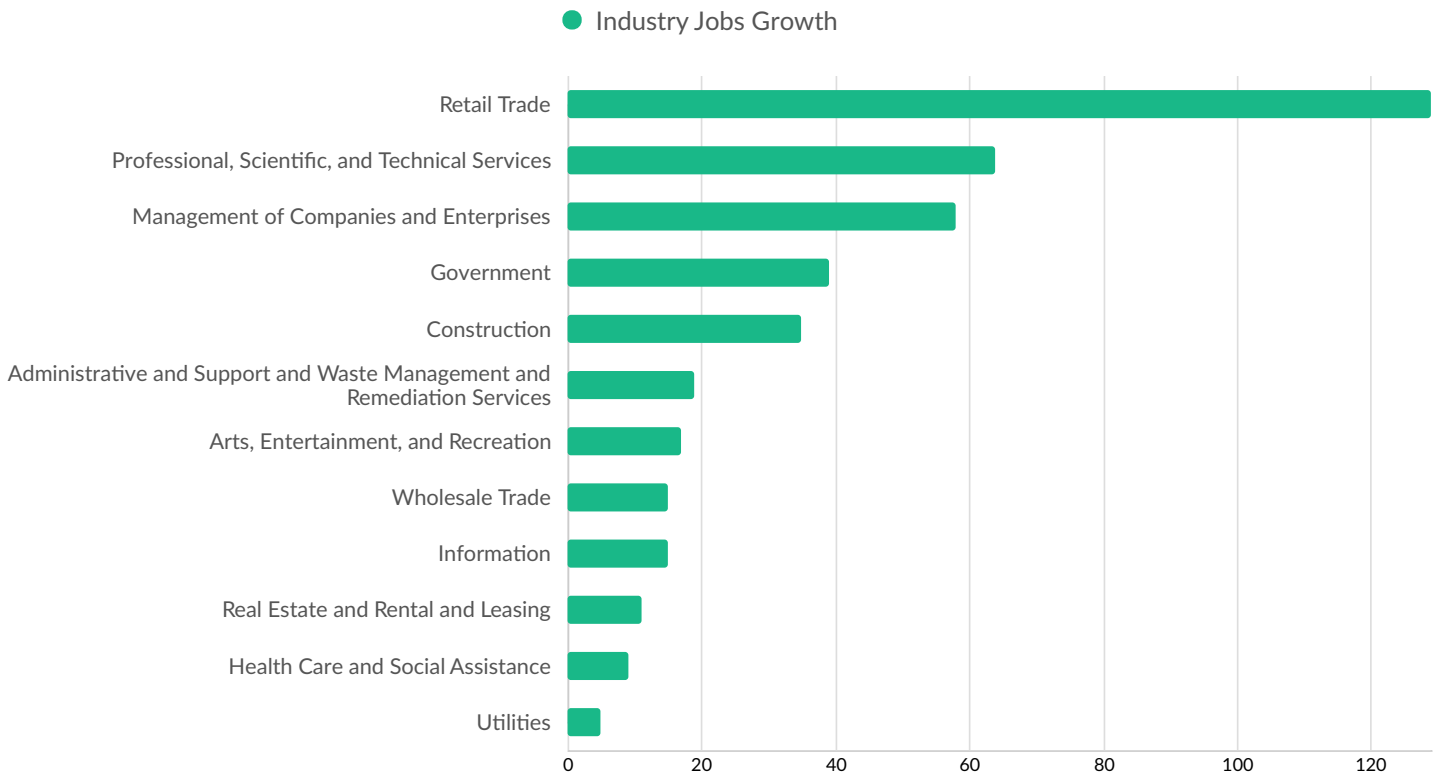
Top Previous Counties	Migrations
San Diego County, CA	12
Davidson County, TN	11
Lee County, VA	10
Rutherford County, TN	9
Cook County, IL	9
Anderson County, TN	9
Coffee County, TN	9
Chippewa County, MI	8
Sevier County, TN	8
Top Following Counties	Migrations
Bell County, KY	135
Knox County, TN	77
Campbell County, TN	67
Union County, TN	66
Hamblen County, TN	40
Washington County, TN	22
Muscogee County, GA	21
Lee County, VA	19
Douglas County, GA	16
Livingston County, MI	16
Bell County, TX	15
Lake County, FL	15
Richland County, SC	13
Stark County, OH	13
Guilford County, NC	12

Industry Characteristics

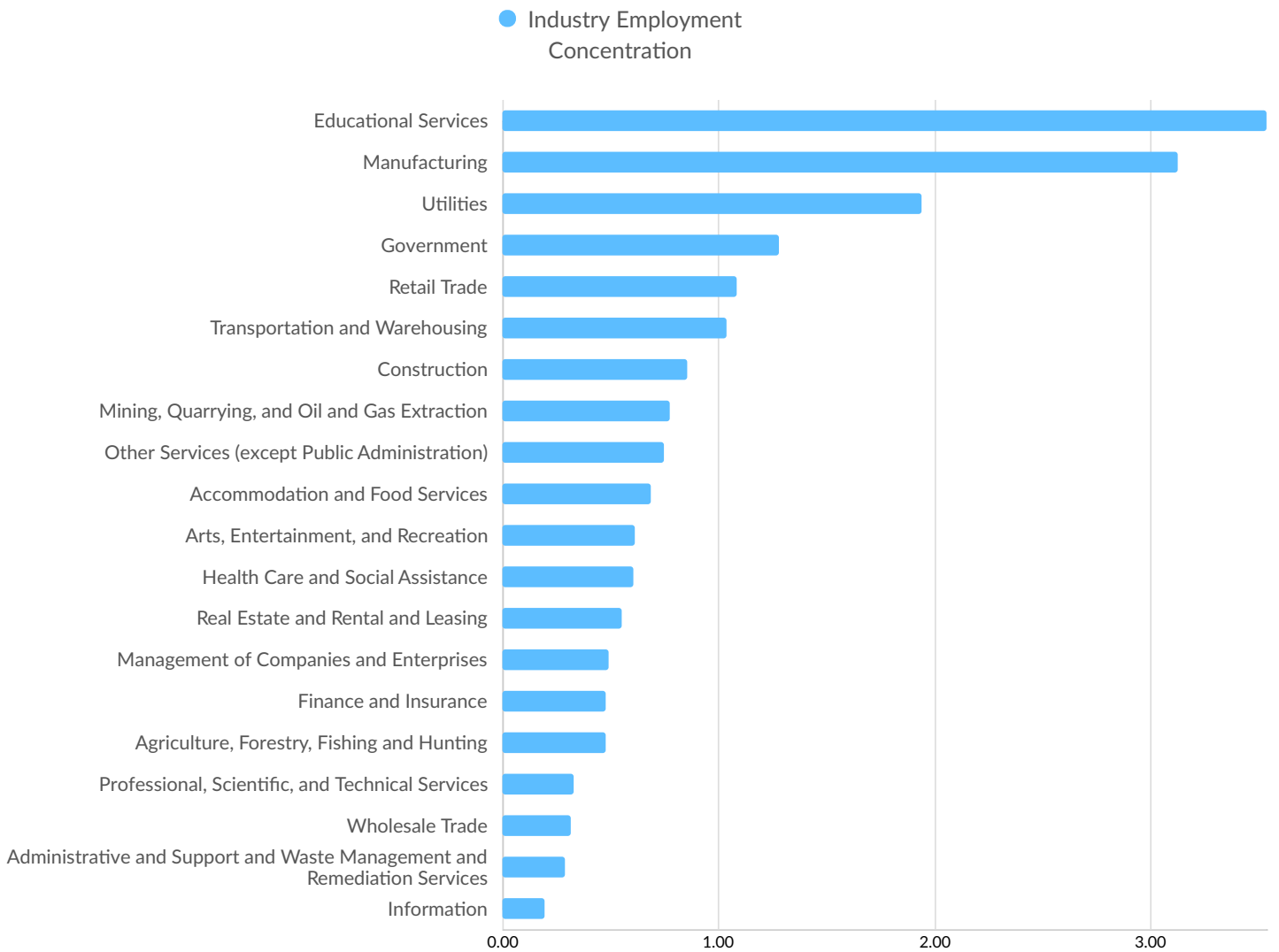
Largest Industries



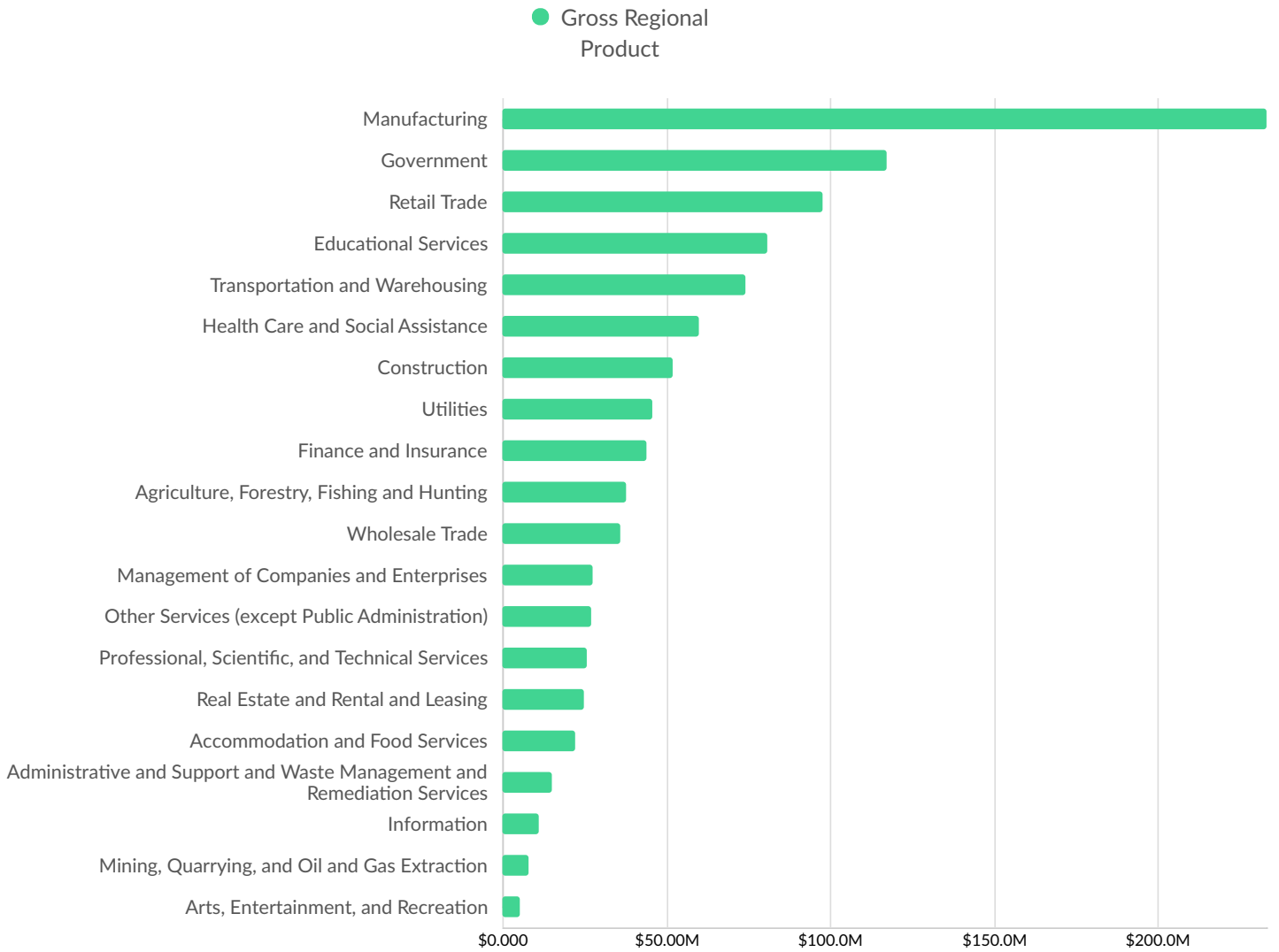
Top Growing Industries



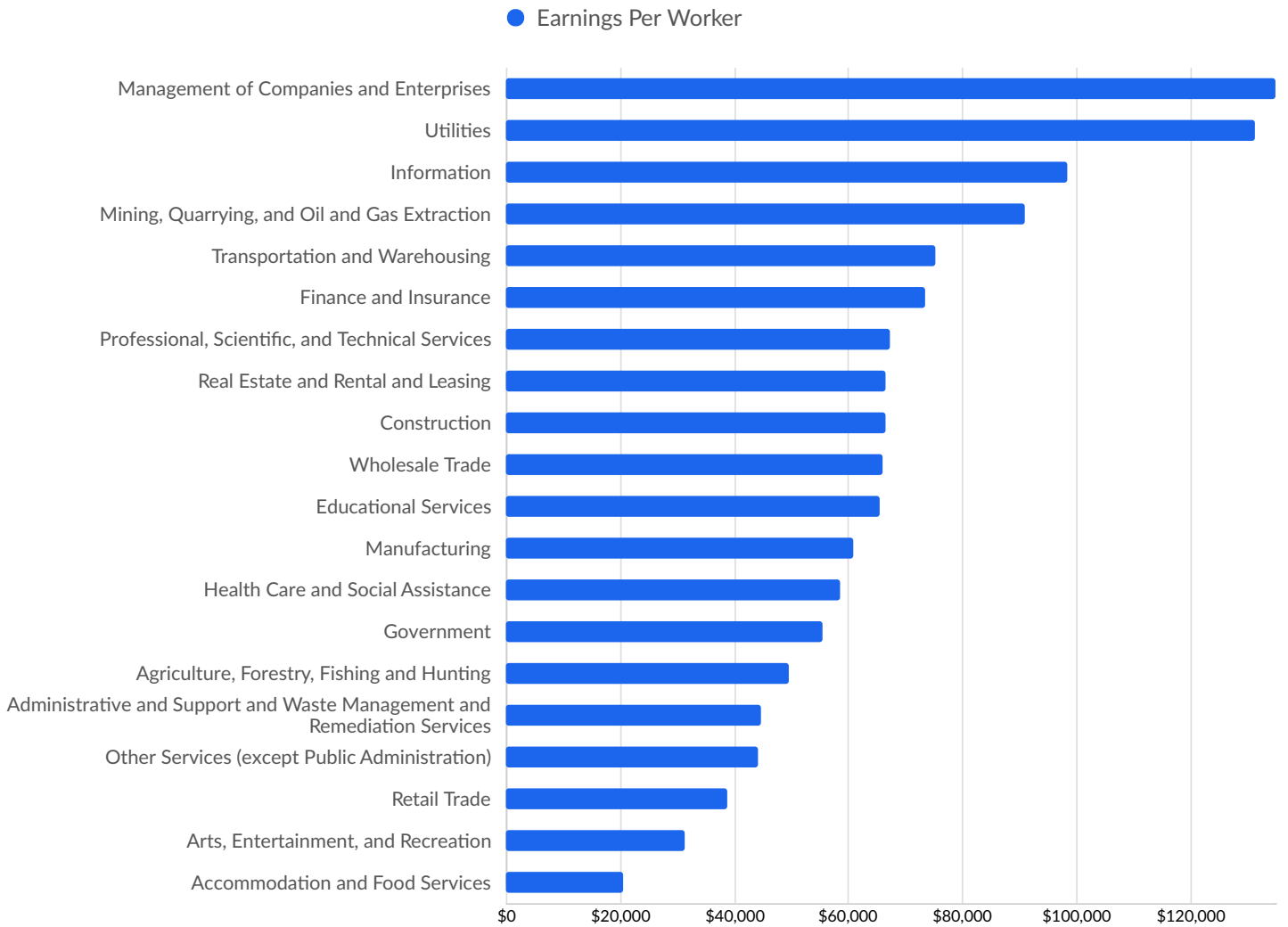
Top Industry Employment Concentration



Top Industry GRP










Top Industry Earnings



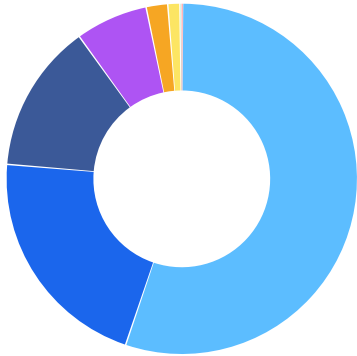
Business Characteristics

2,858 Companies Employ Your Workers

Online profiles for your workers mention 2,858 companies as employers, with the top 10 appearing below. In the last 12 months, 210 companies in Claiborne County, TN posted job postings, with the top 10 appearing below.

Top Companies	Profiles	Top Companies Posting	Unique Postings
Lincoln Memorial University	502 	Lincoln Memorial University	531 
Claiborne Medical Center	57 	Express Employment Profession...	80 
England Furniture	57 	K-Va-T Food Stores	76 
Claiborne County Schools	53 	Food City	70 
Walmart	45 	Covenant Health	69 
Deroyal	41 	Claiborne Medical Center	64 
Commercial Bank	40 	Exceptional Living Centers	51 
Amedisys	30 	Dollar General	46 
State of Tennessee	28 	Babson College	38 
Smithfield Foods	26 	Deroyal	36 

Business Size

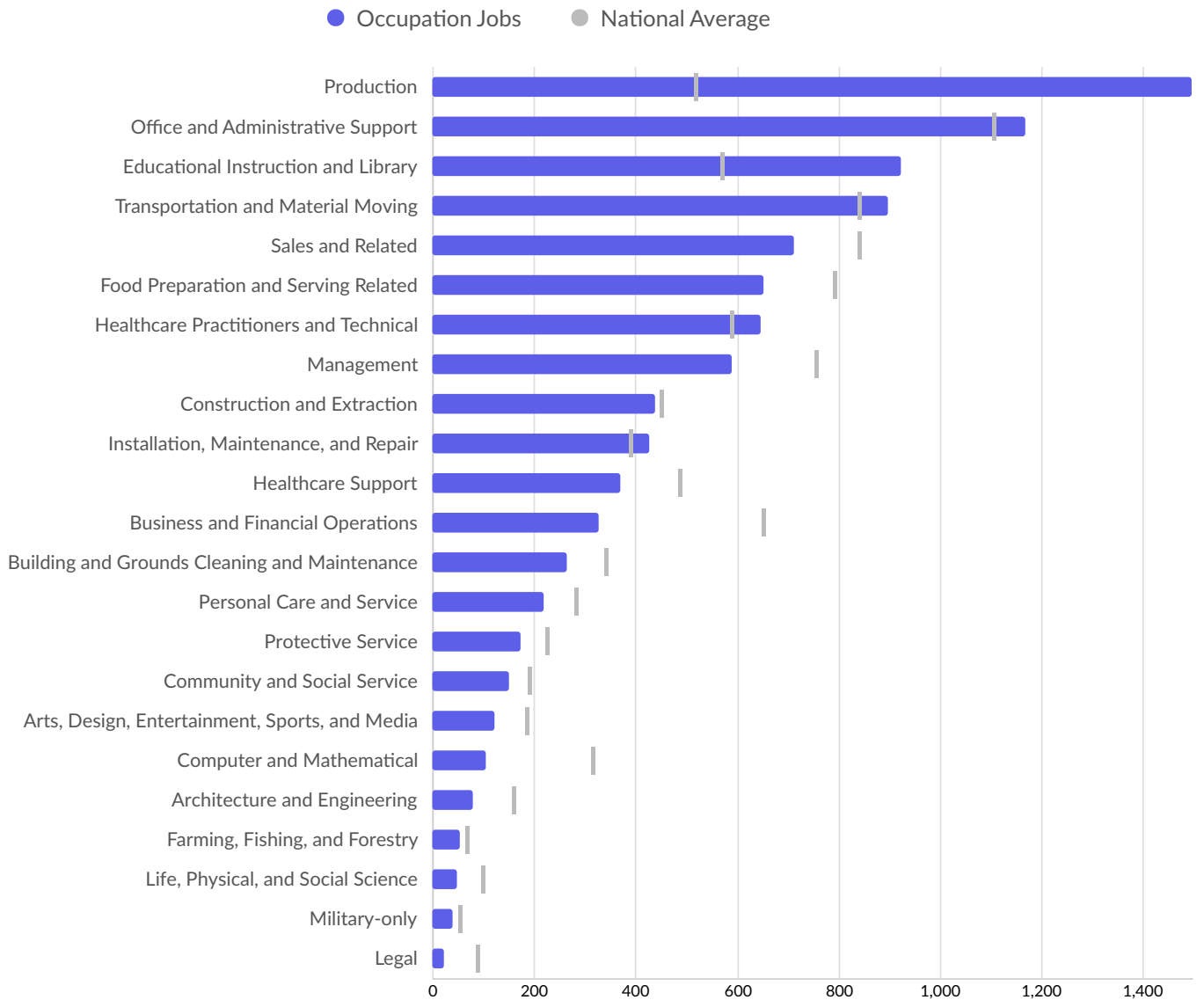


	Percentage	Business Count
● 1 to 4 employees	55.1%	694
● 5 to 9 employees	21.1%	266
● 10 to 19 employees	13.7%	173
● 20 to 49 employees	6.7%	84
● 50 to 99 employees	2.0%	25
● 100 to 249 employees	1.1%	14
● 250 to 499 employees	0.2%	2
● 500+ employees	0.1%	1

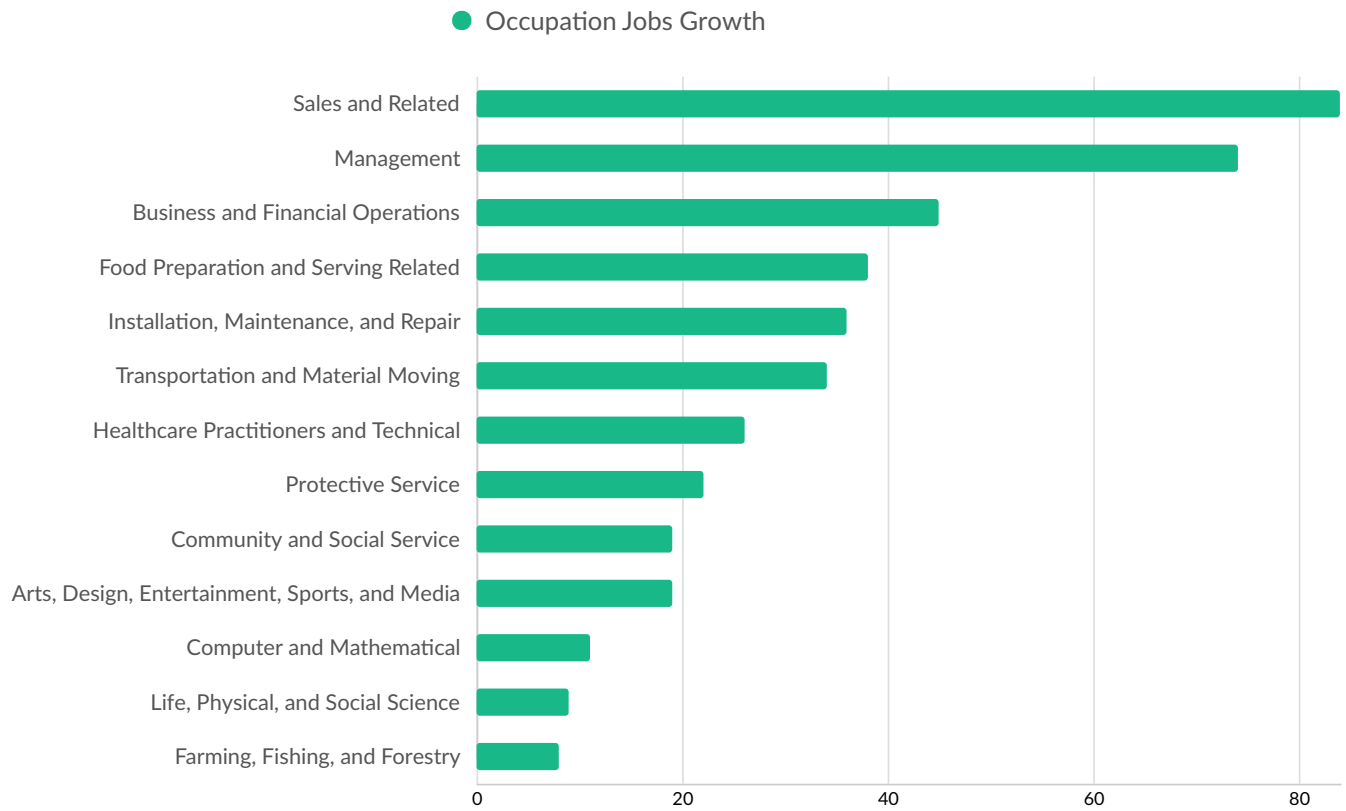
**Business Data by DatabaseUSA.com is third-party data provided by Lightcast to its customers as a convenience, and Lightcast does not endorse or warrant its accuracy or consistency with other published Lightcast data. In most cases, the Business Count will not match total companies with profiles on the summary tab.*

Workforce Characteristics

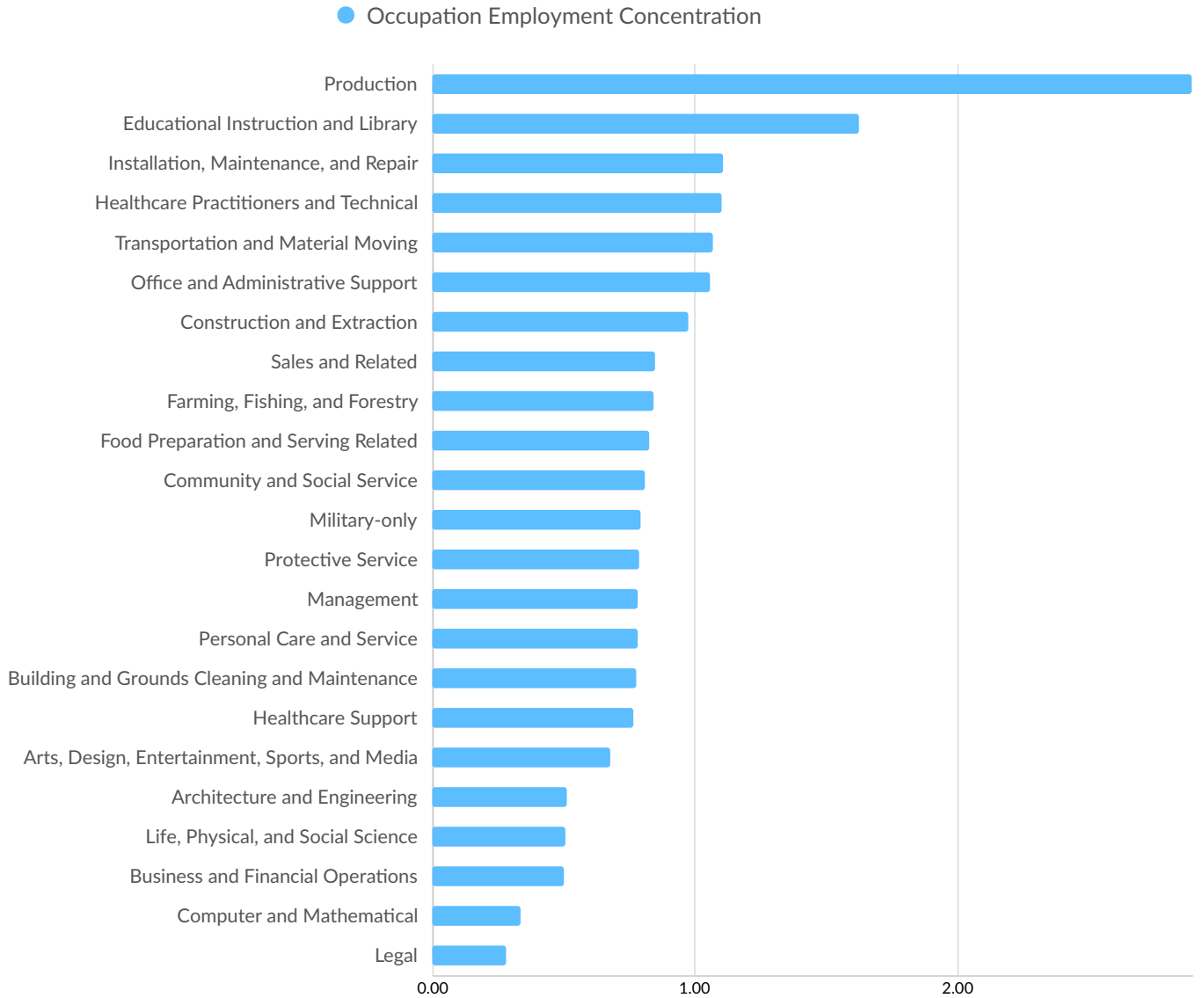
Largest Occupations



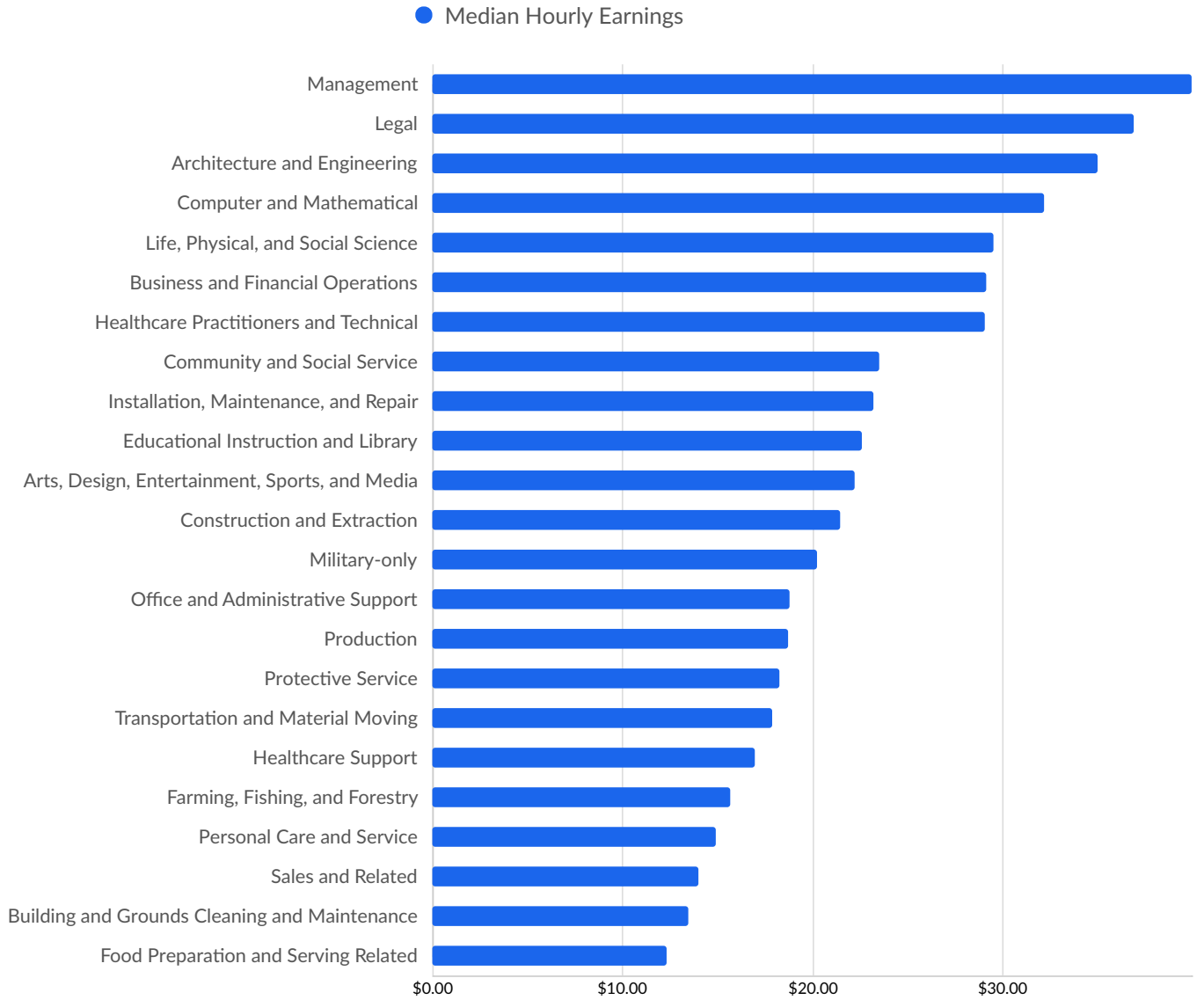
Top Growing Occupations



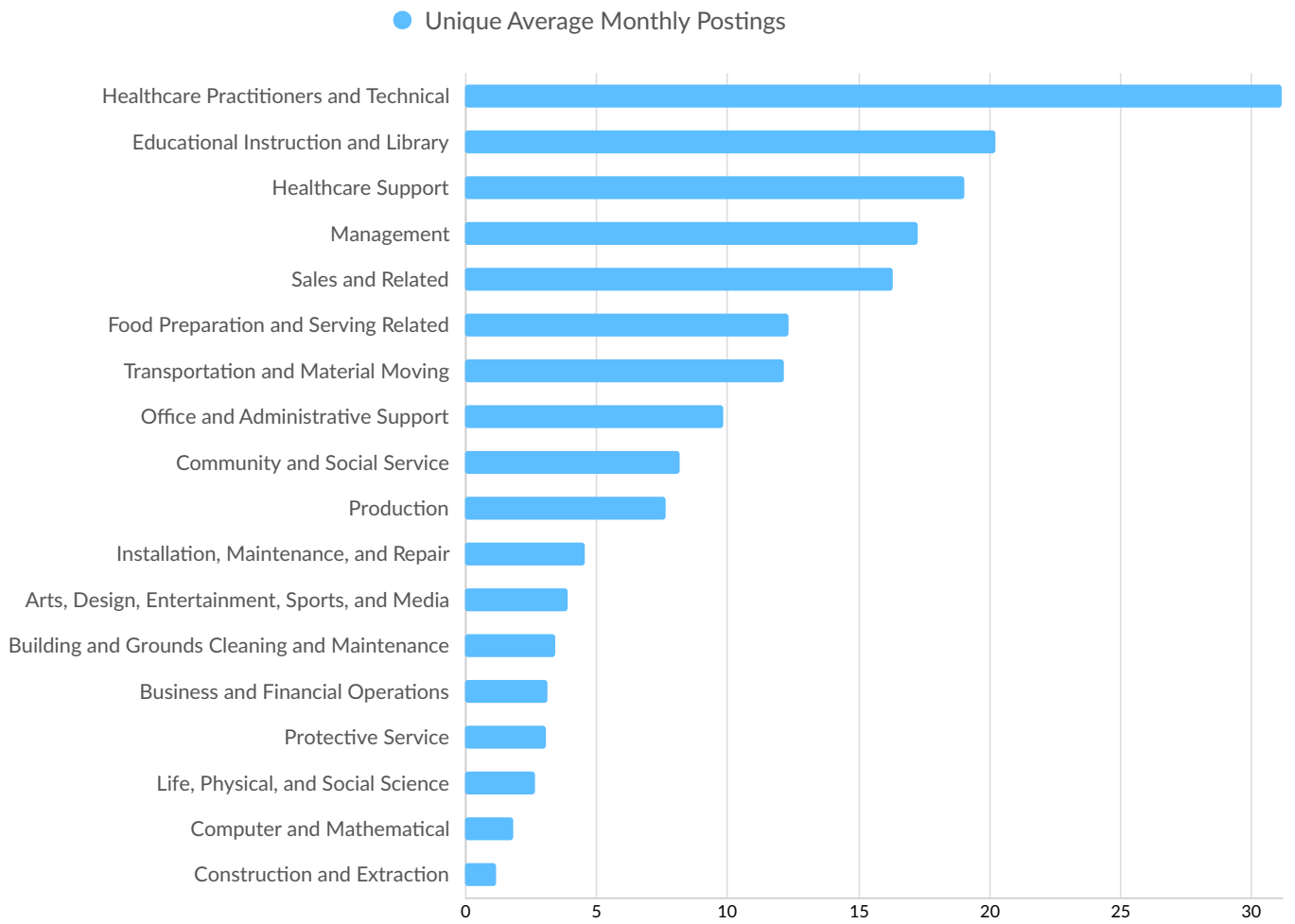
Top Occupation Employment Concentration



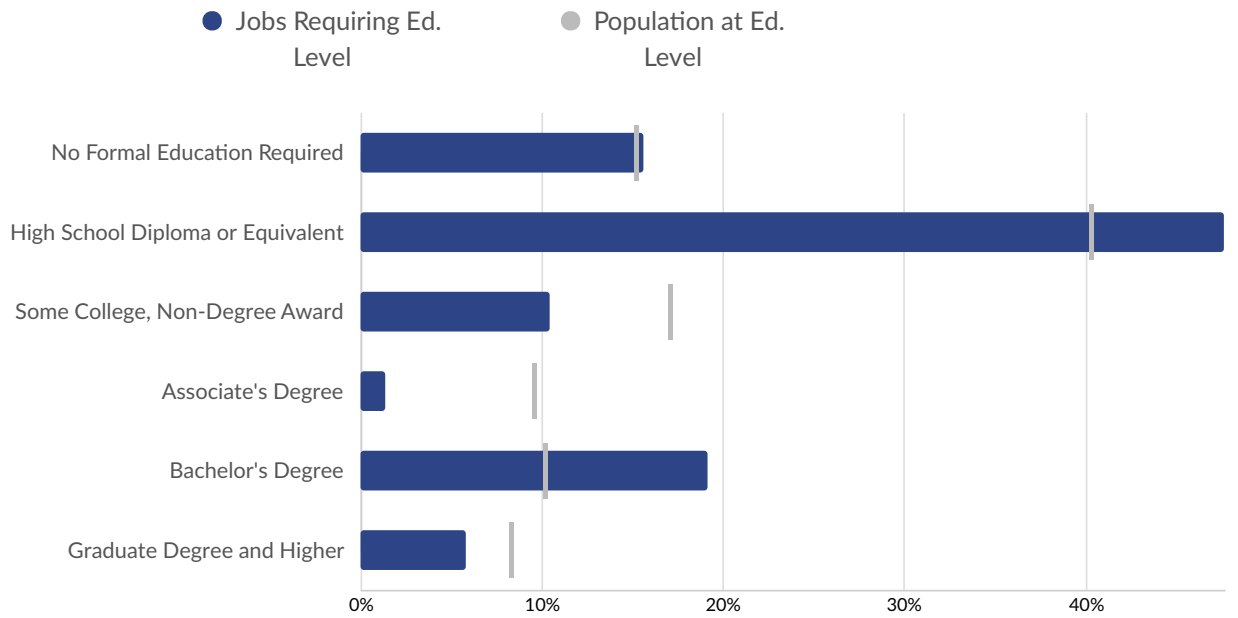
Top Occupation Earnings



Top Posted Occupations







Underemployment



Educational Pipeline

In 2024, there were 1,594 graduates in Claiborne County, TN. This pipeline has grown by 4% over the last 5 years. The highest share of these graduates come from "Osteopathic Medicine/Osteopathy" (Master's or Higher), "Physician Assistant" (Master's or Higher), and "Registered Nursing/Registered Nurse" (Associate's).

School	Total Graduates (2024)	Graduate Trend (2020 - 2024)
Lincoln Memorial University	1,566 	
Sandra Academy of Salon Services	28 	

- Certificate
- Associate's
- Bachelor's
- Master's or Higher

In-Demand Skills

